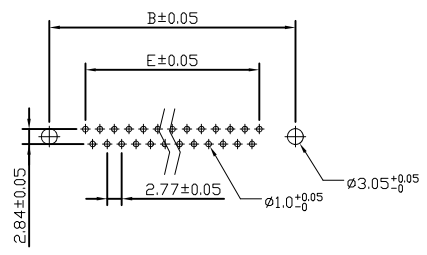
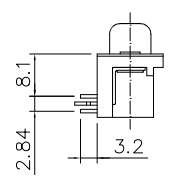
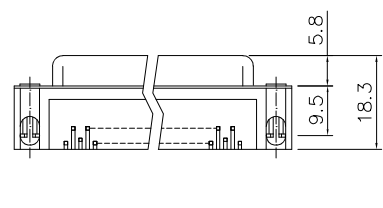
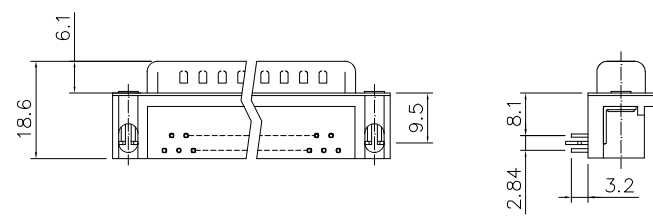
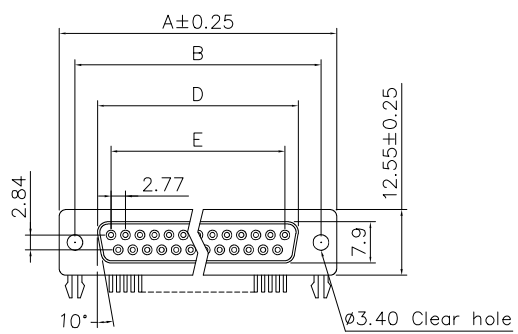
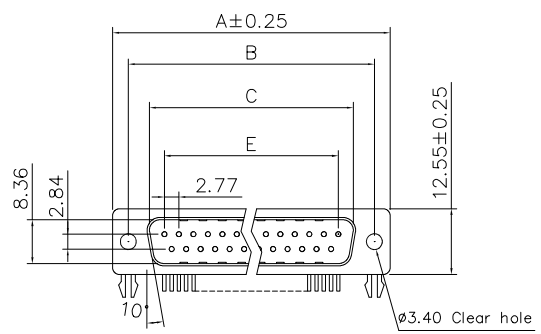


REV.	SPECIFICATION	ECN NO.	APPD.

Male

Female



7906-A xx x G A  
 Series No. of Positions M: Male G:With Grounding Forks and With .125 A: Tray Package  
 F: Female Diameter Non-Threaded Riveted Inserts

Positions	A	B	C	D	E
09	30.81	24.99	16.92	16.33	11.08
15	39.20	33.30	25.25	24.70	19.39
25	53.05	47.04	38.96	38.40	33.24
37	69.40	63.50	55.42	54.80	49.86

Tolerances	Dwg No.	S1620220704-02		Title:	
x. = ±0.38	Projection	⊕ ⊖		7906-A Series D-SUB Right Angle Type	
.x = ±0.25	Unit	mm	Scale		1:N
.xx = ±0.13	Drawn By	Martin 05/08'24			

① 747

**OUPIIN**  
 OUPIIN ELECTRONIC(KUNSHAN) CO., LTD.  
 P/N: 7906-AxxMGA&7906-AxxFGA

SHEET	1/1	Ver.No.	X2
-------	-----	---------	----