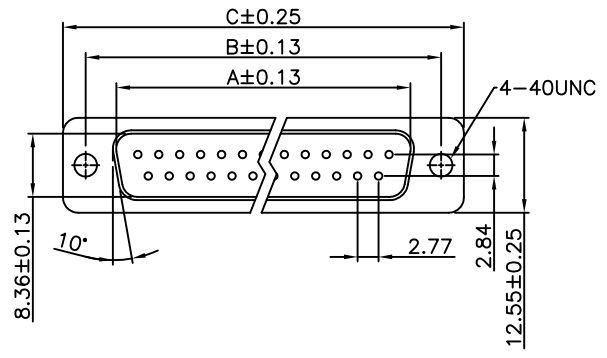


REV.	SPECIFICATION	ECN NO.	APPD.

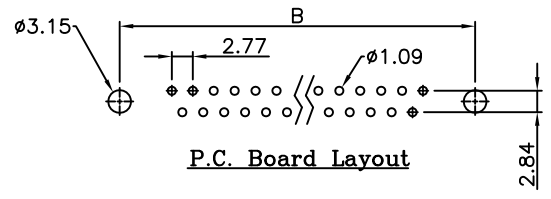
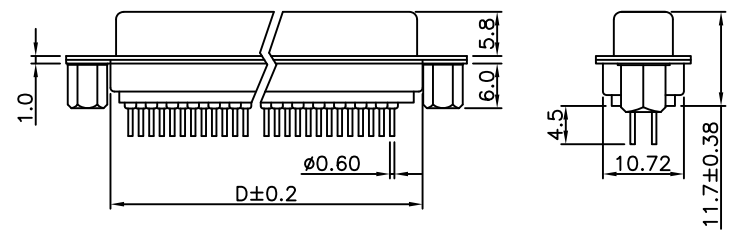
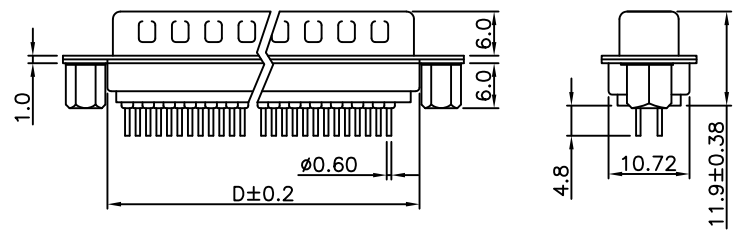
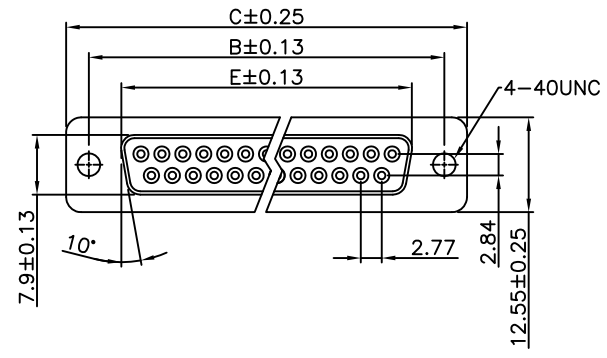
Material:
Housing: PBT, UL94V-0.
Contacts: Brass, Gold Plated over Nickel 30 u" Min.
Shell: Steel.

Electrical Characteristics:
Current Rating: 1 AMP.
Dielectric Withstanding Voltage: AC 1000V For 1 minute.
Insulation Resistance: 1000MΩ min. at DC 500V.
Contact Resistance: 20mΩ max. at DC 100mA.
Operating Temperature: -55°C~+105°C.
***RoHS Compliant**

Male



Female



7905- xx M T B G 00 N2 A -6MM

Series ————
Position ————
M: Male
F: Female
B: Black
U: Blue
W: White

Height of Jack Screw
A: Tray Package
N2: With NUTS 4-40UNC Threaded Riveted On Rear Side
00: G/F
G: Gold Plated

Position	Dimension				
	A	B	C	D	E
9	16.92	24.99	30.81	19.28	16.33
15	25.25	33.32	39.14	27.51	24.66
25	38.96	47.04	53.04	41.30	38.38
37	55.42	63.50	69.32	57.71	54.84

Tolerances	Dwg. No.	7905D03014	Title:
x = ±0.5	Projection		7905 Series D-SUB Straight Type
.x = ±0.25	Unit mm	Scale 1:1	
.xx = ±0.15	Drawn By	Lucas 12/25'17	

①767

OUPIN
OUPIN ELECTRONIC(KUNSHAN) CO., LTD.
P/N: 7905-xxMTBG00N2A-6MM&7905-xxFTBG00N2A-6MM

SHEET	1/1	Ver.No.	A5
--------------	-----	----------------	----