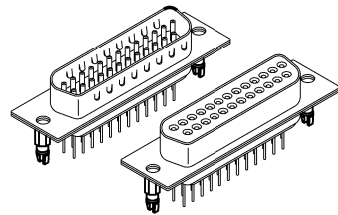


REV.	SPECIFICATION	ECN NO.	APPD.



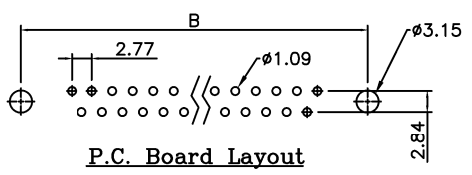
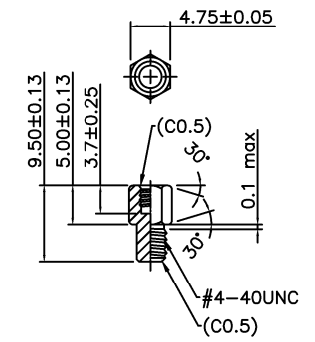
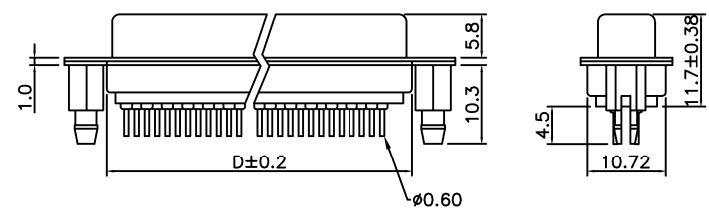
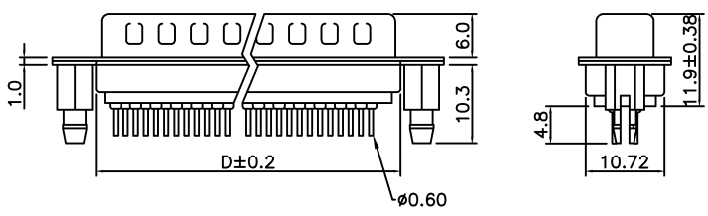
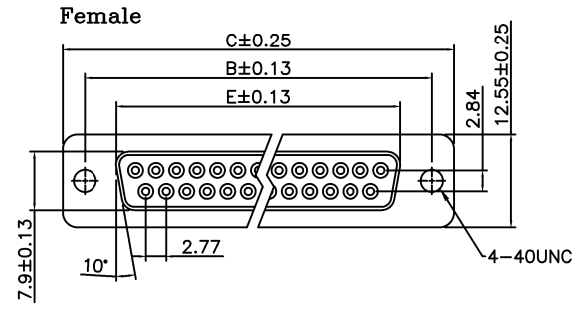
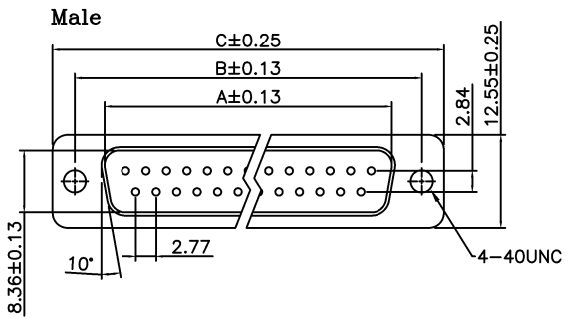
Material:

Housing: PBT, UL94V-0.
 Contacts: Brass, Gold Plated on Contact Area and Gold Flash on Solder tail over Nickel 30u".
 Shell: Steel.

Electrical Characteristics:

Current Rating: 1 AMP.
 Dielectric Withstanding Voltage: AC 1000V.
 Insulation Resistance: 1000MΩ min.
 Contact Resistance: 20mΩ max.
 Operating Temperature: -55°C~+105°C.

***RoHS Compliant**



7905- xx M T B G 00 N3N7 A
 Series: 7905-
 Positions: xx
 M: Male
 F: Female
 B: Black
 U: Blue
 W: White
 A: Tray Package
 N3N7: With #4-40 Threaded Riveted Brackets (Board Locks) Jack Screw Separately
 00: Gold Flash
 G: Gold Plated

Positions	Dimension				
	A	B	C	D	E
9	16.92	24.99	30.81	19.28	16.33
15	25.25	33.32	39.14	27.51	24.66
25	38.96	47.04	53.04	41.30	38.38
37	55.42	63.50	69.32	57.71	54.84

Tolerances	Dwg. No.	7905D03019	Title:	7905 Series D-SUB Straight Type
x = ±0.5	Projection			
.x = ±0.25	Unit	mm	Scale	1:1
.xx = ±0.15	Drawn By	Jerry 01/30'20		

OUPIIN
 OUPIIN ELECTRONIC(KUNSHAN) CO., LTD.
 P/N: 7905-xxMTBG00N3N7A & 7905-xxFTBG00N3N7A
 SHEET 1/1 Ver.No. A1