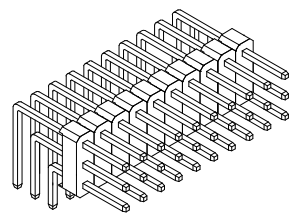
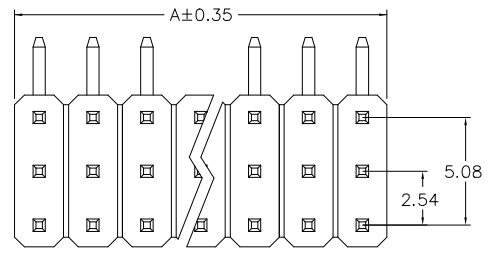


REV.	SPECIFICATION	ECN NO.	APPD.



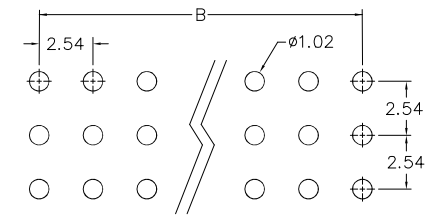
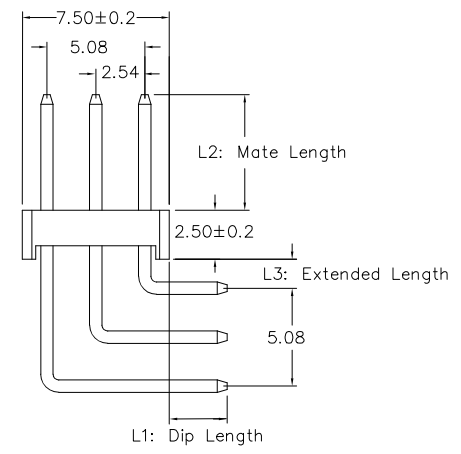
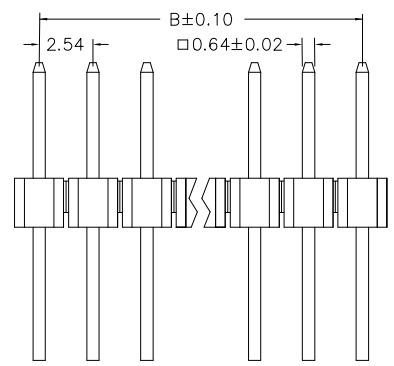
**Material:**

Housing: PBT, UL94V-0, Black.  
 Contacts: Brass, Gold Plated or 80~120u" Tin Plated over Nickel 50u".

**Electrical Characteristics:**

Current Rating: 3 AMP.  
 Dielectric Withstanding Voltage: AC 1000V.  
 Insulator Resistance: 1000MΩ min.  
 Contact Resistance: 20mΩ max.  
 Operating Temperature: -40°C~+105°C.

**\*RoHS Compliant**



P.C. Board Layout

Dimension					
Positions	A	B	Positions	A	B
3X02	4.83	2.54	3X22	55.63	53.34
3X03	7.37	5.08	3X23	58.17	55.88
3X04	9.91	7.62	3X24	60.71	58.42
3X05	12.45	10.16	3X25	63.25	60.96
3X06	14.99	12.70	3X26	65.79	63.50
3X07	17.53	15.24	3X27	68.33	66.04
3X08	20.07	17.78	3X28	70.87	68.58
3X09	22.61	20.32	3X29	73.41	71.12
3X10	25.15	22.86	3X30	75.95	73.66
3X11	27.69	25.40	3X31	78.49	76.20
3X12	30.23	27.94	3X32	81.03	78.74
3X13	32.77	30.48	3X33	83.57	81.28
3X14	35.31	33.02	3X34	86.11	83.82
3X15	37.85	35.56	3X35	88.65	86.36
3X16	40.39	38.10	3X36	91.19	88.90
3X17	42.93	40.64	3X37	93.73	91.44
3X18	45.47	43.18	3X38	96.27	93.98
3X19	48.01	45.72	3X39	98.81	96.52
3X20	50.55	48.26	3X40	101.60	99.06
3X21	53.09	50.80			

2011- 3 X xx G 00 R B  
 Series Triple Row No. of Pin Per Row G: Gold Plated T: Tin Plated 00: G/F 10: 10u" 15: 15u" 30: 30u" Blank: for Tin Plated R: Right Angle B: Bulk Package

**Standard item:**  
**ie:** 2011-3XxxG00RB(Dip 3.0mm, Mate 6.0mm, Extended 1.4mm)  
**Custom item:**  
**ie:** 2011-3XxxG00R-3-4-1.4B(2011-3XxxG00R-L1-L2-L3B)  
 3.0mm Dip Length(increment of 0.10mm)  
 4.0mm Mate Length(increment of 0.10mm)  
 1.4mm Extended Length(increment of 0.10mm)

Tolerances . . .	Dwg. No.	2011D01103		Title: 2011 Series Pin Header 2.54mmX2.54mm Triple Row Right Angle Solder Type ①535	 OUPIIN ELECTRONIC(KUNSHAN) CO., LTD. P/N: 2011-3XxxG00RB SHEET 1/1 Ver.No. A3
	Projection				
	Unit mm	Scale	1:1		
	Drawn By	Martin 04/13'23			