

REV.	SPECIFICATION	ECN NO.	APPD.

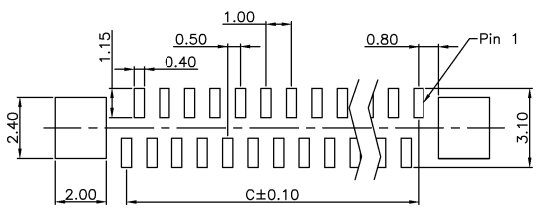
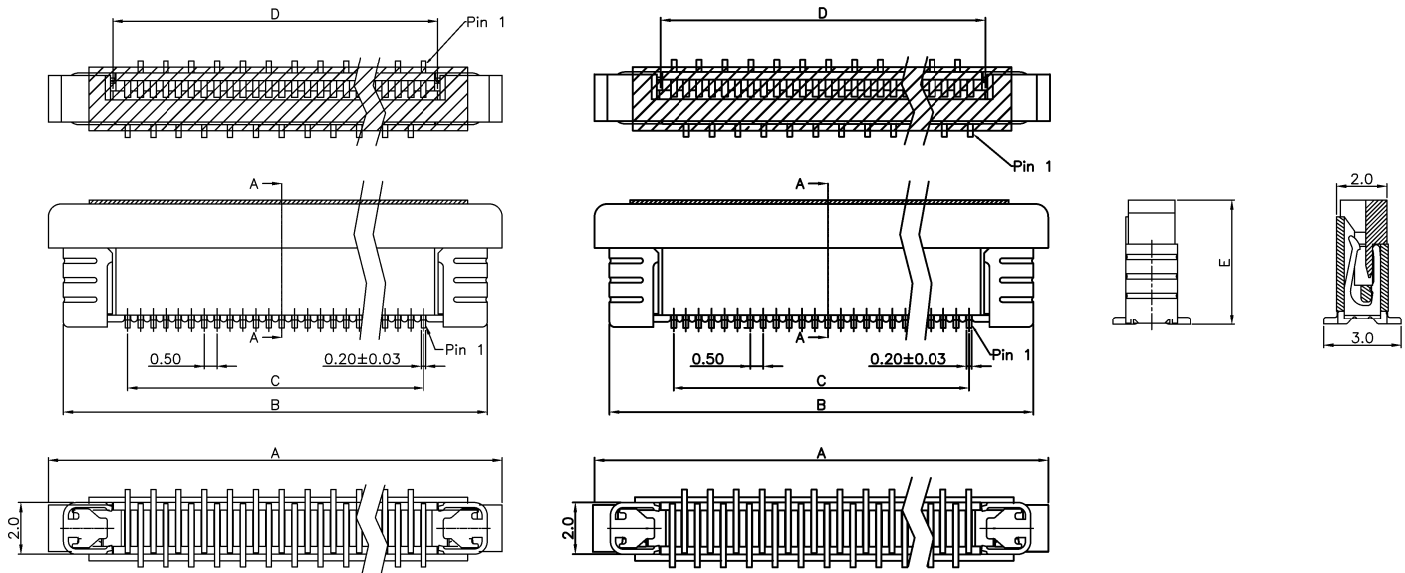
2345-CxxTD3AT-S

2345-CxxTD3BT-S

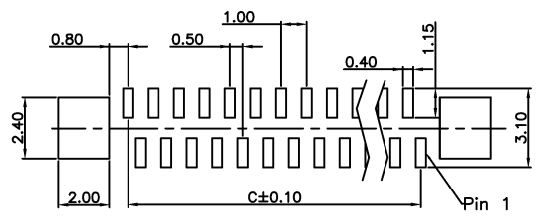
Material:
Housing: LCP, UL94V-0, Natural.
Latch: LCP, UL94V-0, Black.
Contacts: Phosphor Bronze, 100 u" Min Tin Plated over Nickel 50u" Min or Gold Plated over Nickel 50 u" Min.
Solder Tab : Brass.

Electrical Characteristics:
Voltage Rating: AC/DC 50V.
Current Rating: 0.5 AMP.
Dielectric Withstanding Voltage: AC 200V for 1 minute.
Insulator Resistance: 500MΩ min.
Contact Resistance: 20mΩ max.
Operating Temperature: -25°C~+85°C.

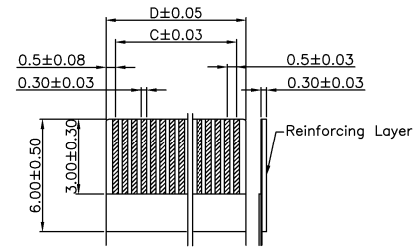
***RoHS Compliant**



P.C. Board Layout



P.C. Board Layout



Recommended FFC/FPC Dim.

2345-C xx T D 3 x T -S

Series: 2345-C
No. of: xx
Pin Count: T
T: Tin Plated
G00: G/F
D: SMD Type
3: Vertical Type

S: Mylar
Blank: W/O Mylar
T: Tape & Reel Package
U: Tube Package
A: Type A
B: Type B

*** Available Position						*** Available Position					
Positions	Dimension					Positions	Dimension				
	A	B	C	D	E		A	B	C	D	E
* 4	7.6	6.5	1.5	2.6		* 31	21.1	20.0	15.0	16.1	4.4
* 5	8.1	7.0	2.0	3.1		* 32	21.6	20.5	15.5	16.6	
* 6	8.6	7.5	2.5	3.6		* 33	22.1	21.0	16.0	17.1	
* 7	9.1	8.0	3.0	4.1		* 34	22.6	21.5	16.5	17.6	4.9
* 8	9.6	8.5	3.5	4.6		* 35	23.1	22.0	17.0	18.1	
* 9	10.1	9.0	4.0	5.1		* 36	23.6	22.5	17.5	18.6	
* 10	10.6	9.5	4.5	5.6		* 37	24.1	23.0	18.0	19.1	4.4
* 11	11.1	10.0	5.0	6.1		* 38	24.6	23.5	18.5	19.6	
* 12	11.6	10.5	5.5	6.6		* 39	25.1	24.0	19.0	20.1	
* 13	12.1	11.0	6.0	7.1		* 40	25.6	24.5	19.5	20.6	4.9
* 14	12.6	11.5	6.5	7.6		* 41	26.1	25.0	20.0	21.1	
* 15	13.1	12.0	7.0	8.1		* 42	26.6	25.5	20.5	21.6	
* 16	13.6	12.5	7.5	8.6		* 43	27.1	26.0	21.0	22.1	4.4
* 17	14.1	13.0	8.0	9.1		* 44	27.6	26.5	21.5	22.6	
* 18	14.6	13.5	8.5	9.6		* 45	28.1	27.0	22.0	23.1	
* 19	15.1	14.0	9.0	10.1		* 46	28.6	27.5	22.5	23.6	4.9
* 20	15.6	14.5	9.5	10.6		* 47	29.1	28.0	23.0	24.1	
* 21	16.1	15.0	10.0	11.1		* 48	29.6	28.5	23.5	24.6	
* 22	16.6	15.5	10.5	11.6		* 49	30.1	29.0	24.0	25.1	4.4
* 23	17.1	16.0	11.0	12.1		* 50	30.6	29.5	24.5	25.6	
* 24	17.6	16.5	11.5	12.6		* 51	31.1	30.0	25.0	26.1	
* 25	18.1	17.0	12.0	13.1		* 52	31.6	30.5	25.5	26.6	4.9
* 26	18.6	17.5	12.5	13.6		* 53	32.1	31.0	26.0	27.1	
* 27	19.1	18.0	13.0	14.1		* 54	32.6	31.5	26.5	27.6	
* 28	19.6	18.5	13.5	14.6		* 55	33.1	32.0	27.0	28.1	4.4
* 29	20.1	19.0	14.0	15.1		* 56	33.6	32.5	27.5	28.6	
* 30	20.6	19.5	14.5	15.6		* 57	34.1	33.0	28.0	29.1	
						* 58	34.6	33.5	28.5	29.6	4.9
						* 59	35.1	34.0	29.0	30.1	
						* 60	35.6	34.5	29.5	30.6	

Tolerances	Dwg. No.	2345D02023	Title:		2345-C Series
.x = ±0.15	Projection		FFC/FPC Connector		DUPIIN DUPIIN ELECTRONIC(KUNSHAN) CO., LTD. P/N: 2345-CxxTD3xT-S
.xx = ±0.05	Unit	mm	Scale	1:1	
	Drawn By	Martin 10/13'21	Sheet	570	
					SHEET
					1/1
					Ver.No.
					A6