

歐品電子(昆山)有限公司

OUPIIN ELECTRONIC(KUNSHAN) CO.,LTD.

PACKAGING SPECIFICATION (包裝作業規範)

CONFIDENTIAL TOP SECRET

SPEC.NO.(規範編號)	Q2242SPP-177			PAGE	1/4	REV.	J
APPLICABLE CUSTOMER (適用客戶)	ALL	APPLICABLE PRODUCT (適用產品)	2242-2XxxCxxSxU	PACKAGING CATEGORY (包裝方式)	TUBE PACKING		

REVISION HISTORY (修訂履歷)

REV.	ECN NO	PAGE (頁次)								
		1	2	3	4					
F		Revise tube material number (修改管子料號)								
G		increase product number (增加產品料號)								
H		Modify single and full weight (修改單重和整箱重量)								
J		increase product number (增加產品料號)								

DIVISION (事業單位)	Product Development (產品開發課)	APPROVED (核准)	CHECKED (審核)	PREPARED (制表)	GSS 2023/6/28
-----------------	-----------------------------	---------------	--------------	---------------	---------------

歐品電子(昆山)有限公司

OUPIIN ELECTRONIC(KUNSHAN) CO.,LTD.

PACKAGING SPECIFICATION (包裝作業規範)

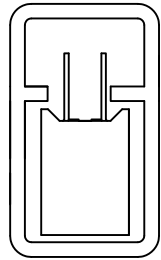
CONFIDENTIAL TOP SECRET

PAGE 2/4 REV. J

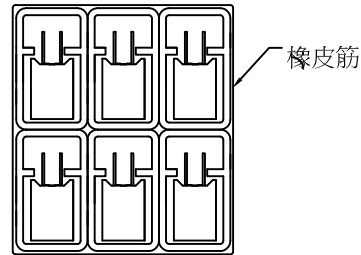
SPEC.NO.(規範編號) Q2242SPP-177

PACKING OPERATION DIAGRAM & INSTRUCTION (包裝作業圖示及說明)


REMARK (備注)



Drawing One: Product Installing Mode
(圖一產品裝入方式)



Drawing Two: Each Bundle Eight Tube
(圖二: 每6管為1捆)



(Fig. 3) Divide six layers to put, four bundles are put on the eachth floor, amounts to 24 bundles, 144 tubes
(圖3) 分6層放入，每層放四捆，共24捆，144管。
Disposing schematic diagram of Tube in the inner box, for reference.
(管在內盒的擺放示意圖，供參考)

一.Inner box packing mode:

(內盒包裝方式)

(1).Each tube packing mode:Stuff one end of tube with stopper, stuff the other end of the tube after load into definite quality of product. as shown in drawing One.And stuffing in stopper,the end of the stopper must be level with the tube mouth, can't be shown.

(每管包裝方式:用塞子塞住管子一頭,放入一定數量產品後,塞住另一頭,裝入方式如(圖一)所示.且塞子塞入後,末端要和管口平齊,不可外露.)

(2).Every 6 tubes products are divided into 6 layers, placing manner:

Such as (Fig. 2) Show, from both ends to, 50mm of calibre, every twine with the intersection of 1PCS and rubber band 3 line fixed.) Kuan-tzu foremost.

(每6管產品分6層,放置方式:如(圖2)所示,兩頭離管口50mm處,各用1PCS橡皮筋纏3道固定.)在最前邊管子

離左邊管口20mm和100mm處各貼季節標籤與標示單-001
(A box and 24 bundles, divide 6 layers to put, 4 bundles are put on the eachth floor. Amounts to 144 tubes. Such as (Fig. three) Shown.

(一盒24捆,分6層放入，每層放4捆。共144管。如(圖三)所示)

歐品電子(昆山)有限公司

OUPIIN ELECTRONIC(KUNSHAN) CO.,LTD.

PACKAGING SPECIFICATION (包裝作業規範)

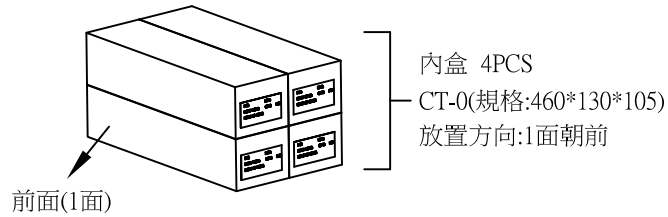
CONFIDENTIAL TOP SECRET

SPEC.NO.(規範編號) Q2242SPP-177

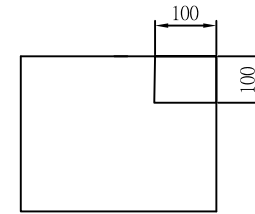
PAGE 3/4 REV. J

PACKING OPERATION DIAGRAM & INSTRUCTION (包裝作業圖示及說明)

REMARK (備注)

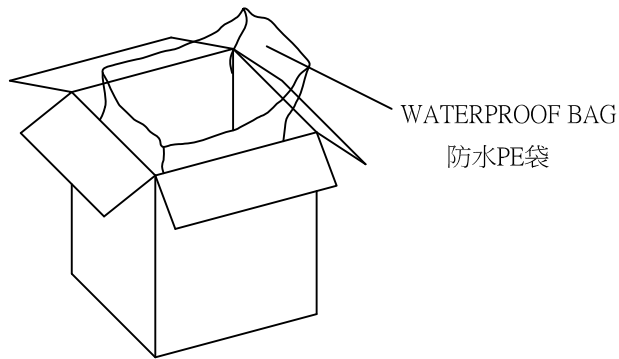


(圖1)

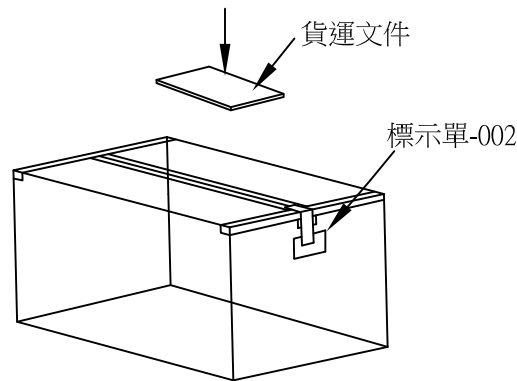


出貨時標示單-003所貼位置

(圖3)



(圖2)



(圖4)

二.Outer box packing mode: (外箱包裝方式)

- (1).Paper box CT-0.9 Standart 1 PCS.
(紙箱CT-0.9規格 1 PCS.)
- (2).Put waterproof bag 1 PCS in the paper box.
(紙箱內側放入防水袋 1 PCS.)
- (3).Put 4PCS inner box filled with product in the waterproof bag.
(于防水袋內放入4PCS裝滿產品之內盒.)
- (4).Laying mode of the four inner boxes is that A side in front side,.
the laying mode of the four inner boxes must in one direction.
(四個內盒的放置方式為1面朝前放置,四內盒放置方向須一致.)
- (5).The detailed specification of inner box is shown in page two.
(內盒之詳細包裝規範如第2頁.)
- (6).After laying inner boxes, tie the waterproof bag tightly.Seal the
surface of the outer box.(Drawing Six)
(放好內盒,扎緊防水袋。將外箱上層封口.(圖六))

The form on the right and flank side of the bo must be filled correctly and clearly, take actual testing weight as the standard of every box gross weight.

(外箱之正麥和側麥所要填寫之項目要填寫正確,清晰,每箱之毛重應以實測重量為準.)

歐品電子(昆山)有限公司

OUPIIN ELECTRONIC(KUNSHAN) CO.,LTD.

PACKAGING SPECIFICATION (包裝作業規範)

										<input checked="" type="checkbox"/> CONFIDENTIAL <input type="checkbox"/> TOP SECRET			
SPEC.NO.(規範編號)		Q2242SPP-177								PAGE:	4/4	REV.	J
PACKING MATERIAL (包裝材料)			PRODUCT P/N	PACKING N.W.	PACKING QUANTITY (包裝數量)					WEIGHT (重量) kg			
MATERIAL NAME (材料名稱)	PART NO. (料號)	Q'TY	(產品料號)	(包材重量)	PCS/TUBE	TUBE/INNER BOX	PCS/INNER BOX	INNER BOX/BOX	PCS/BOX	N.W./PCS	N.W./BOX	G.W./BOX	
PAPER BOXES (紙箱)	CT-0.9	1	2242-2X03C00SxU	9.41	102	144	14688	4	58752	0.0001098	6.45	15.86	
PACKING INNER BOX (內紙箱)	CT-0	4	2242-2X05C00SxU	9.41	63	144	9072	4	36288	0.0001428	5.18	14.59	
			2242-2X07C00SxU	9.41	46	144	6624	4	26496	0.0001658	4.39	13.80	
			2242-2X09C00SxU	9.41	36	144	5184	4	20736	0.0001898	3.94	13.35	
TUBE (管子)	TUBE-2242-004	576	2242-2X10C00SxU	9.41	32	144	4608	4	18432	0.0002038	3.76	13.17	
			2242-2X12C00SxU	9.41	27	144	3888	4	15552	0.0002488	3.87	13.28	
			2242-2X13C00SxU	9.41	24	144	3456	4	13824	0.0002628	3.63	13.04	
			2242-2X15C00SxU	9.41	22	144	3168	4	12672	0.0002848	3.61	13.02	
TUBE PLUG (塞子)	-----	1152	2242-2X16C00SxU	9.41	20	144	2880	4	11520	0.0003068	3.53	12.94	
			2242-2X18C00SxU	9.41	18	144	2592	4	10368	0.0003498	3.63	13.04	
			2242-2X20C00SxU	9.41	16	144	2304	4	9216	0.0003858	3.56	12.97	
WATERPROFF BAG (防水袋)	PE100*70	1	2242-2X22C00SxU	9.41	15	144	2160	4	8640	0.0004208	3.64	13.05	
			2242-2X25C00SxU	9.41	13	144	1872	4	7488	0.0004878	3.65	13.06	
			2242-2X30C00SxU	9.41	11	144	1584	4	6336	0.0005858	3.71	13.12	
DRYING AGENT (干燥劑)	-----	3	2242-2X32C00SxU	9.41	10	144	1440	4	5760	0.0006208	3.58	12.99	
			2242-2X35C00SxU	9.41	9	144	1296	4	5184	0.0006858	3.56	12.97	
RUBBER RIBE (橡皮筋)	-----	192	2242-2X40C00SxU	9.41	8	144	1152	4	4608	0.0007838	3.61	13.02	
			2242-2X50C00SxU	9.41	6	144	864	4	3456	0.0009828	3.40	12.81	

1.NOTE:

(注意)

When the finished products have been made,take the actual weight as the standard of gross weight in each box.

(成品出貨時,每箱之毛重應以實測重量為準)

When the finished products have been made,stick the proper designation list on the box according to product demand.

(成品出貨時,依據出貨要求貼上相對應的標籤單)

CT-1.6 Produce goods taiwan , CT-1.9 Produce goods shanghai. (CT-1.6出貨台灣OP , CT-1.9出貨上海SH)

It doesn't influence the manner of packing with the gold-plated way to print word way,Can amalgamate.(印字方式跟鍍金方式不影響包裝方式 , 可以共用)