

# 歐品電子(昆山)有限公司

OUPIIN ELECTRONIC(KUNSHAN) CO.,LTD.

## 包裝作業規範(PACKAGING SPECIFICATION)

CONFIDENTIAL  TOP SECRET

規範編號SPEC.NO. Q9111SPP-092

PAGE 1/4 REV. L

適用客戶 APPLICABLE CUSTOMER	ALL	適用產品 APPLICABLE PRODUCT	9111-41xxA~HCxxxU/Axxx	包裝方式 PACKAGING CATEGORY	TUBE PACKING
--------------------------------	-----	-------------------------------	------------------------	-------------------------------	--------------

### 修訂履歷 REVISION HISTORY

REV. \ ECN NO.	頁次 PAGE							
	1	2	3	4				
J	Revise Packing Quantity&Amalgamate and array data (修改包裝數量&合并整理資料)							
K	Change the packing (修改包裝)							
L	拆分41&4308包規(華為)							

事業單位 DIVISION	產發部產品開發課	核准 APPROVED		審核 CHECKED		制表 PREPARED	CCH7/12'17
------------------	----------	----------------	--	---------------	--	----------------	------------

# 歐品電子(昆山)有限公司

OUPIIN ELECTRONIC(KUNSHAN) CO.,LTD.

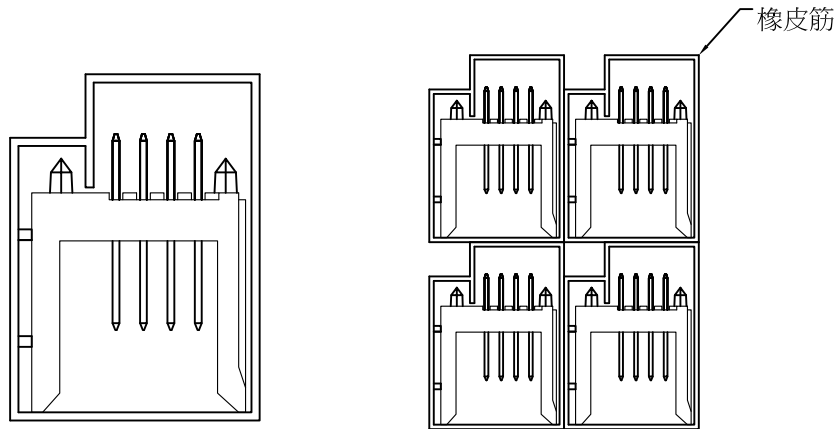
包裝作業規範(PACKAGING SPECIFICATION)

<input checked="" type="checkbox"/> CONFIDENTIAL <input type="checkbox"/> TOP SECRET	
PAGE	2/4
REV.	L

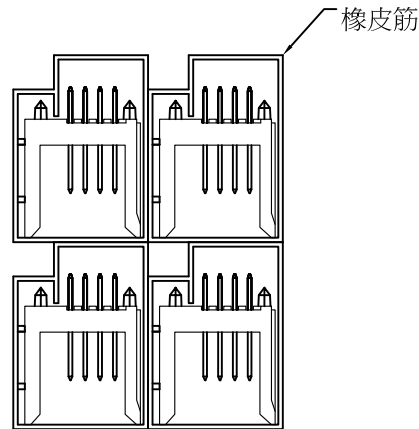
規範編號SPEC.NO. Q9111SPP-092

包裝作業圖示及說明 PACKING OPERATION DIAGRAM & INSTRUCTION


備注 REMARK



Drawing One: Product Installing Mode  
(圖1)產品裝入方式



Drawing Two: Each Bundle four Tubes  
(圖2)每4管為1捆



Drawing Three:Lay three bundles in each layer.Install in two layers.Five bundles,20 tubes in all.

(圖3)每層放3捆。分2層放入,一盒共5捆,共20管

Disposing schematic diagram of Tube in the inner box, for reference.

Tube管在內盒的擺放示意圖,供參考

## 一.Inner box packing mode: (內盒包裝方式)

(1).Each tube packing mode:Stuff one end of tube with stopper, stuff the other end of the tube after load into definite quality of product. as shown in drawing One.And stuffing in stopper,the end of the stopper must be level with the tube mouth, can't be shown.  
(每管包裝方式:用塞子塞住管子一頭,放入一定數量產品後,塞住另一頭,裝入方式如(圖一)所示.且塞子塞入後,末端要和管口平齊,不可外露.)

(2).Devide each four tubes product in two layers, laying mode:As shown in Drawing Two, the two ends are away from tube mouth 50mm, fix them with 1PCS rubber band.  
(每4管產品分2層,放置方式:如(圖2)所示,兩頭離管口50mm處,各用1PCS橡皮筋纏2道固定.)

(3).Lay five bundles in one case with two layers, three bundles in one layer ,20 tubes in all. As shown in drawing Three.  
(一盒5捆分2層放入,每層放3捆。共20管。如(圖三)所示)

# 歐品電子(昆山)有限公司

OUPIIN ELECTRONIC(KUNSHAN) CO.,LTD.

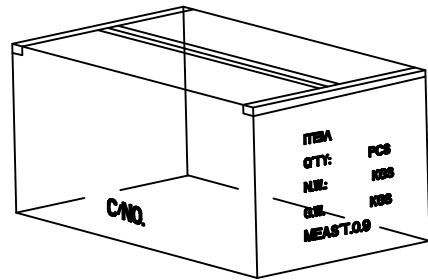
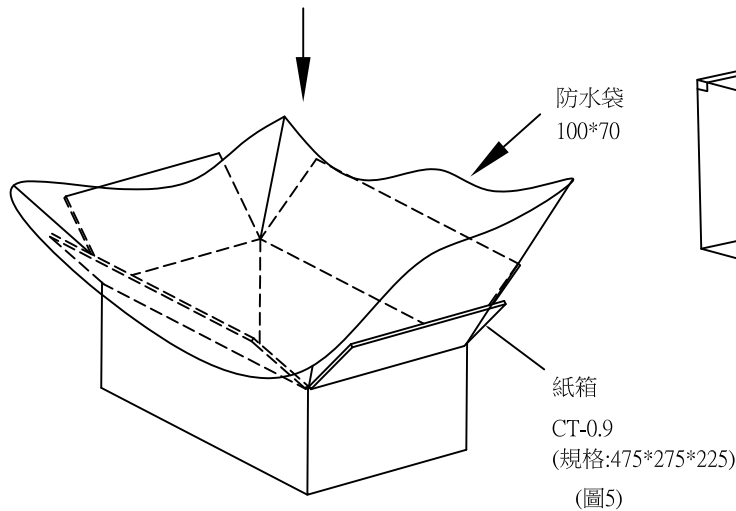
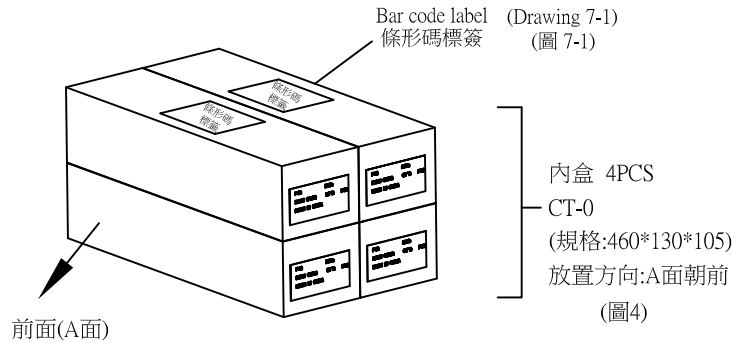
## 包裝作業規範(PACKAGING SPECIFICATION)

<input checked="" type="checkbox"/> CONFIDENTIAL		<input type="checkbox"/> TOP SECRET	
PAGE	3/4	REV.	L

規範編號SPEC.NO. Q9111SPP-092

### 包裝作業圖示及說明 PACKING OPERATION DIAGRAM & INSTRUCTION

### 備注 REMARK



(圖6)

### 二.Outer box packing mode: (外箱包裝方式)

- (1).Paper box CT-0.9 Standart 1 PCS.  
(紙箱CT-0.9規格 1 PCS.)
- (2).Put waterproof bag 1 PCS in the paper box.  
(紙箱內側放入防水袋 1 PCS.)
- (3).Put 4PCS inner box filled with product in the waterproof bag.  
(于防水袋內放入4PCS裝滿產品之內盒.)
- (4).Laying mode of the four inner boxes is that A side in front side.,  
the laying mode of the four inner boxes must in one direction.  
(四個內盒的放置方式為1面朝前放置,四內盒放置方向須一致.)
- (5).The detailed specification of inner box is shown in page two.  
(內盒之詳細包裝規範如第2頁.)
- (6).After laying inner boxes, tie the waterproof bag tightly.Seal the  
surface of the outer box.(Drawing Six)  
(放好內盒，扎緊防水袋。將外箱上層封口。(圖六))

The form on the right and flank side of the bo must be filled correctly and clearly, take actual testing weight as the standard of every box gross weight.

(外箱之正麥和側麥所要填寫之項目要填寫正確,清晰,每箱之毛重應以實測重量為準.)

# 歐品電子(昆山)有限公司

OUPIIN ELECTRONIC(KUNSHAN) CO.,LTD.

## PACKAGING SPECIFICATION (包裝作業規範)

CONFIDENTIAL  TOP SECRET

SPEC.NO.(規範編號)		Q9111SPP-092										PAGE:		4/4	REV.	L
PACKING MATERIAL (包裝材料)			PRODUCT P/N	PACKING N.W.	PACKING QUANTITY (包裝數量)					WEIGHT (重量) kg						
MATERIAL NAME (材料名稱)	PART NO. (料號)	Q'TY	(產品料號)	(包材重量)	PCS/TUBE	TUBE/INNER BOX	PCS/INNER BOX	INNER BOX/BOX	PCS/BOX	N.W./PCS	N.W./BOX	G.W./BOX				
PAPER BOXES (紙箱)	CT-0.9	1	9111-4124A~HCxxxU/(Axxx)	5.23	35	20	700	4	2800	0.00266	7.45	12.68				
			9111-4148A~HCxxxU/(Axxx)	5.23	17	20	340	4	1360	0.00472	6.42	11.65				
			9111-4172A~HCxxxU/(Axxx)	5.23	11	20	220	4	880	0.00600	5.28	10.51				
PACKING INNER BOX (內紙箱)	CT-0	4	9111-4196A~HCxxxU/(Axxx)	5.23	8	20	160	4	640	0.01022	6.54	11.77				
			9111-41120A~HCxxxU/(Axxx)	5.23	7	20	140	4	560	0.01089	6.10	11.33				
			9111-41144A~HCxxxU/(Axxx)	5.23	5	20	100	4	400	0.01148	4.59	9.82				
TUBE (管子)	TUBE-41 (面針長度在4.30mm 以下用 TUBE 41)	80	9111-41168A~HCxxxU/(Axxx)	5.23	5	20	100	4	400	0.01202	4.81	10.04				
			9111-41192A~HCxxxU/(Axxx)	5.23	4	20	80	4	320	0.01269	4.06	9.29				
TUBE PLUG (塞子)	-----	160	9111-4124CxxxU/Axxx	5.23	35	20	700	4	2800	0.00284	7.95	13.18				
			9111-4148CxxxU/Axxx	5.23	17	20	340	4	1360	0.00499	6.79	12.02				
			9111-4172CxxxU/Axxx	5.23	11	20	220	4	880	0.00612	5.39	10.62				
WATERPROFF BAG (防水袋)	PE100*70	1	9111-4196CxxxU/Axxx	5.23	8	20	160	4	640	0.01056	6.76	11.99				
			9111-41120CxxxU/Axxx	5.23	7	20	140	4	560	0.01102	6.17	11.40				
			9111-41144CxxxU/Axxx	5.23	5	20	100	4	400	0.01163	4.65	9.88				
DRYING AGENT (干燥劑)	-----	3	9111-41168CxxxU/Axxx	5.23	5	20	100	4	400	0.01218	4.87	10.10				
			9111-41192CxxxU/Axxx	5.23	4	20	80	4	320	0.01281	4.10	9.33				
RUBBER RIBE (橡皮筋)	-----	40														

1.NOTE:  
(注意)  
When the finished products have been made,take the actual weight as the standard of gross weight in each box.  
(成品出貨時,每箱之毛重應以實測重量為準)  
When the finished products have been made,stick the proper designation list on the box according to product de  
CT-1.6 Produce goods taiwan ,CT-1.9 Produce goods shanghai. (CT-1.6出貨台灣OP , CT-1.9出貨上海SH)  
It doesn't influence the manner of packing with the gold-plated way to print word way.Can amalgamate.(印字方式跟鍍金方式不影響包裝方式,可以共用)