

歐品電子(昆山)有限公司

OUPIIN ELECTRONIC(KUNSHAN) CO.,LTD.

PACKAGING SPECIFICATION (包裝作業規範)

CONFIDENTIAL TOP SECRET

SPEC.NO.(規範編號) Q9113SPP-722		APPLICABLE PRODUCT (適用產品) 9113-A22BCB30PXA(01)(-OP64)		PAGE 1/4	REV. J
APPLICABLE CUSTOMER (適用客戶) ALL				PACKAGING CATEGORY (包裝方式) TRAY PLATE PACKING	

REVISION HISTORY (修訂履歷)

REV.	ECN NO	PAGE (頁次)								
		1	2	3	4					
A		New (新版)								
B		Add New material number (新增料號)								
C		Change package number (變更包材料號)								
D		APPLICABLE customers 修改適用客戶								
E		Add Label content of the bar code describe 增加條碼標籤說明								
F		Add No Pb Label 增加無鉛標籤(出貨中興時需張貼無鉛標籤)								
G		Add ZTE Label 增加中興標籤(組裝預留空間給倉庫以貼附中興標籤)								
H		Added barcode labels on PET discs (在PET盤上增加條形碼標籤)								
I		Cancel the lead-free label and modify the barcode content. (取消無鉛標籤,修改條形碼內容)								

DIVISION (事業單位) Product Development (產品開發課)	APPROVED (核准)	CHECKED (審核)	PREPARED (制表) XS 03/20'23
---	---------------	--------------	---------------------------

歐品電子(昆山)有限公司

OUPIN ELECTRONIC(KUNSHAN) CO.,LTD.

PACKAGING SPECIFICATION (包裝作業規範)


<input checked="" type="checkbox"/> CONFIDENTIAL <input type="checkbox"/> TOP SECRET	
PAGE	2/4
REV.	J

SPEC.NO.(規範編號) Q9113SPP-722

PACKING OPERATION DIAGRAM & INSTRUCTION (包裝作業圖示及說明)

REMARK (備注)

Laying Product Diagram: (產品擺放圖示)



Label content of the bar code
條形碼標籤內容
(Drawing 1)
(圖1)

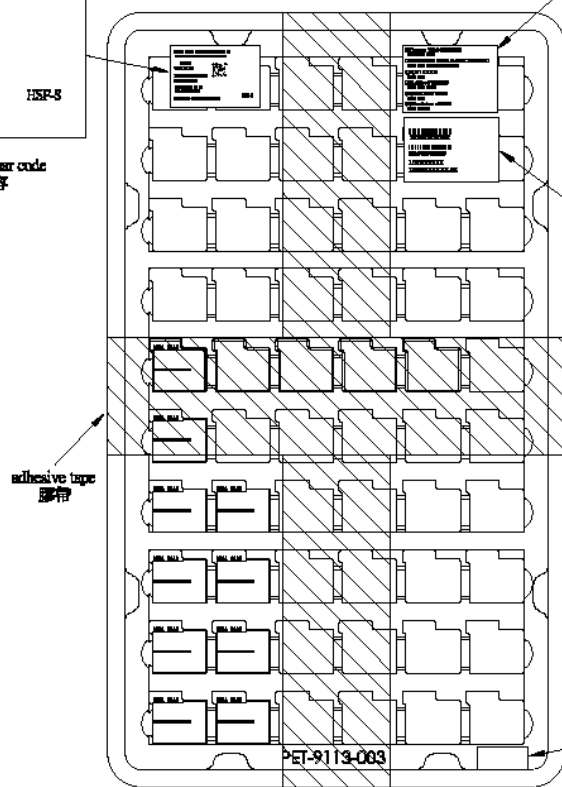
(P)Customer P/N: 0422000930
XXXXXXXXXXXXXXXXXXXX
(P)Manufacturer P/N: 9113-A22BCB30PKA(01)
XXXXXXXXXXXXXXXXXXXX
QTY: XX PCS
XXXXXXXXXXXX
(T)Lot No: YY-MM-DD
XXXXXXXXXXXX
(D)Date Code:YYWWDD
XXXXXXXXXXXX
(M)Manufacturer: OUPIN
XXXXXXXXXXXX

Label content of the bar code
條形碼標籤內容
(Drawing 2)
(圖2)

XXXXXXXXXXXXXXXXXXXX
XXXXXXXXXXXXXXXXXXXX
P/N: 0422000930
LOT: XXXXXX
DATE: XXXX-XX-XX

Label content of the bar code
條形碼標籤內容
(Drawing 3)
(圖3)

Batch label
批次標籤
(Drawing 4)
(圖4)



—PVC Plate Packing Mode: (PVC盤包裝方式)

(1).CT-0.9 Box: PET-9113-003 XX PCS.

(CT-0.9 規格的紙箱放盤 PET-9113-003 XX PCS)

(2).Put product in each trough fully as shown in diagram.
(產品在盤子中擺放方式如圖所示)

(3).After filling each trough with product fully,stack the
xx PVC plates,cover it with transparent upper cover
PET-9113-004 1PCS on the top.

The cover should be booked with the chassis together
with the sticky tape, so as not to cause the products
(每盤放滿產品後,加蓋透明上蓋 PET-9113-004 1PCS)
蓋子要與底盤用膠帶粘在一起,以免造成產品散落。)

(4).Stick the label of bar code label (the design of the bar
code label according to Fig. 1 ,Fig. 2 and Fig. 3)
on each cover.

在每個蓋子的上面分別貼條形碼標籤 (條形碼標籤的
樣式如圖1,圖2和圖3)

(5).The label of minimum supplies label (the design of the
supplies label is such as Fig. 4) on each cover.

在每個蓋子的上面分別貼批次標籤(樣式如圖4)。

(6).Stack the XX PET plates filled with product, put them in
the paper box in which has been put waterproof bag.

(將放滿產品的XX個PET盤疊起,裝入防水袋放入紙箱內)

歐品電子(昆山)有限公司

OUPIN ELECTRONIC(KUNSHAN) CO.,LTD.

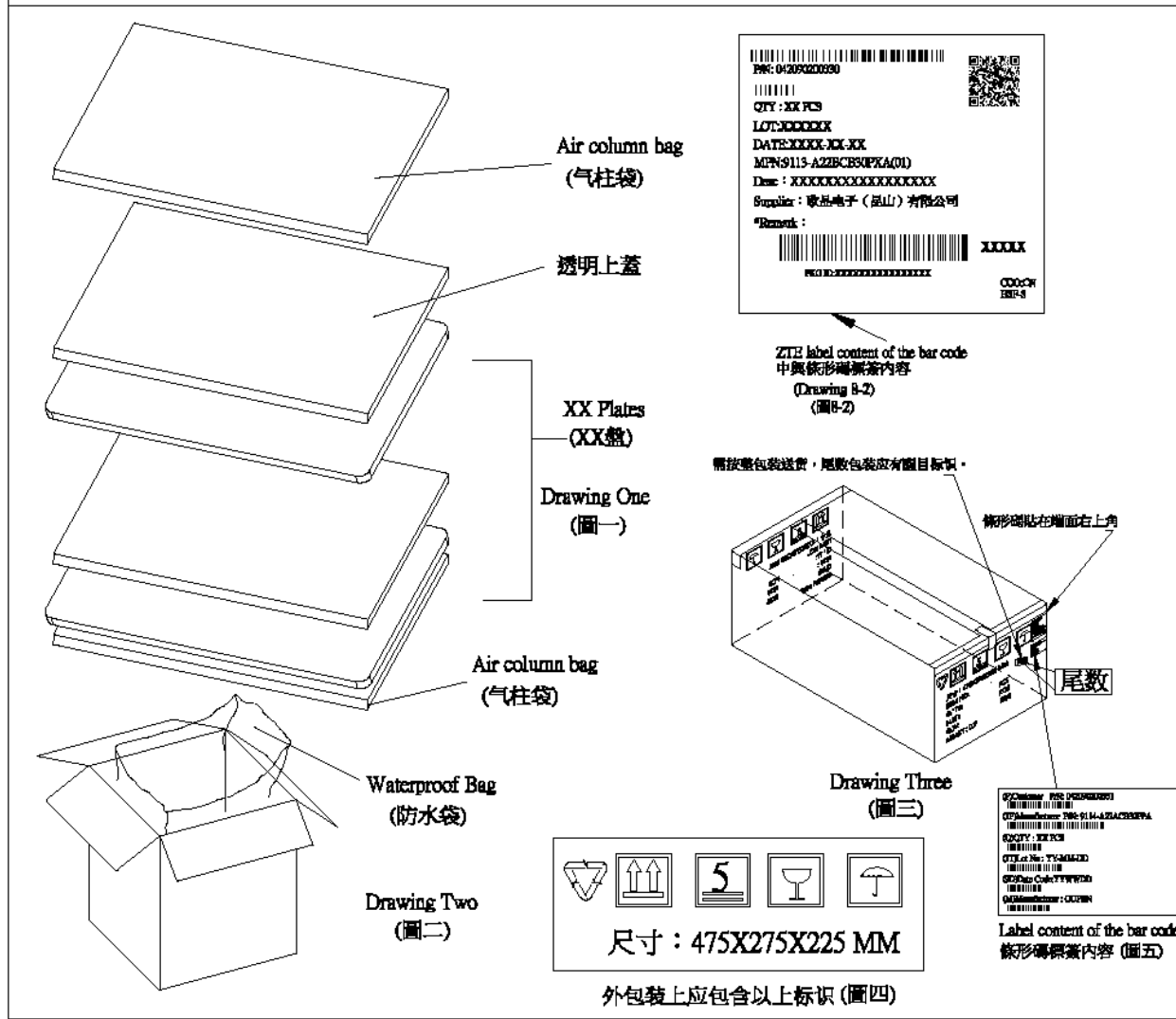
PACKAGING SPECIFICATION (包裝作業規範)

<input checked="" type="checkbox"/> CONFIDENTIAL	<input type="checkbox"/> TOP SECRET
PAGE	3/4
REV.	J

SPEC.NO.(規範編號) Q9113SPP-722

PACKING OPERATION DIAGRAM & INSTRUCTION (包裝作業圖示及說明)

REMARK (備注)



一. Outer Box Packing Mode: (外箱包裝方式)

- (1) Paper box 0.9 standard 1 PCS, as shown in drawing Two. (紙箱0.9規格 1 PCS, 如(圖二)所示)
- (2) Put one Air column bag in the upper and lower of the paper box, 2PCS in all, as shown in drawing One. (每箱上下各放一塊气柱袋, 共2PCS, 如(圖一)所示)
- (3) Put 1 PCS waterproof in the paper box, as shown in drawing Two. (紙箱內側放入防水袋 1 PCS, 如(圖二)所示)
- (4) Piled the XX PET plates packed up in the waterproof. (將放滿產品的XX個PET盤疊起, 裝入防水袋內)
- (5) Seal the waterproof bag, then put the Air column bag 1PCS on the bag. (Put 1 PCS Air column bag at the right and left side in the paper box if it is necessary.) (封上防水袋, 然後放上第二塊气柱袋) (必要時, 在紙箱的左右兩側各放一塊气柱袋)
- (6) Seal the surface of the outer box, as shown in drawing Three. (將外箱上層封口, 如(圖三)所示)
- (7) It is necessary to deliver the goods according to the whole package, and the end package should be marked. (As shown in drawing Three.) (需按整包裝送貨, 尾數包裝應有醒目标识, 如(圖三)所示)
- (8) Code, different barcode materials should be packaged separately, can not be mixed. (不同代碼、不同條碼的物料應分別包裝, 不能混裝。)
- (9) ZTB bar code logo is attached to the upper right corner of the end of the outer packing. Stick to the bar code label separately on case in each one (As shown in drawing Three.) (中興條碼标识貼在外包裝端面的右上角及需在每個外箱分別貼條形碼標籤(如圖三))
- (10) Outer packing should include mark as shown in drawing four (外包裝上應包含圖四所示标识內容)

The form on the right and flank side of the box must be filled correctly and clearly, take actual testing weight as the standard of each box gross weight. 外箱之正麥和側麥所要填寫之項目要填寫正確, 清晰, 每箱之毛重應以實測重量為準。

歐品電子(昆山)有限公司

OUPIIN ELECTRONIC(KUNSHAN) CO.,LTD.

PACKAGING SPECIFICATION (包裝作業規範)

CONFIDENTIAL TOP SECRET

PAGE: 4/4 REV. J

SPEC.NO.(規範編號)			Q9113SPP-722								
PACKING MATERIAL (包裝材料)			PRODUCT P/N	CT NO.	PACKING N.W.	PACKING QUANTITY (包裝數量)			WEIGHT (重量) kg		
MATERIAL NAME (材料名稱)	PART NO. (料號)	Q'TY	(產品料號)	(紙箱規格)	(包材重量)	PCS/TRAY	TRAY/BOX	PCS/BOX	N.W./PCS	N.W./BOX	G.W./BOX
PAPER BOXES (紙箱)	CT-0.9	1	9113-A22BCB30PXA	CT-0.9	2.78	60	10	600	0.018500	11.10	13.88
Packing Box (包裝盒)	PET-9113-003	----									
Packing Box Cover (包裝盒蓋子)	PET-9113-004	----	9113-A22BCB30PXA01	CT-0.9	2.78	60	10	600	0.018500	11.10	13.88
WATERPROOF BAG (防水袋)	PE 100*90	1									
Air column bag (氣柱袋)	-----	6									
DRYING AGENT (干燥劑)	-----	3									

1.NOTE:
(注意)
When the finished products have been made,take the actual weight as the standard of gross weight in each box.
(成品出貨時,每箱之毛重應以實測重量為準)
manner of packing with the gold-plated way to print word way.Can amalgamate.(印字方式跟鍍金方式不影響包裝方式,可以共用)

It doesn't influence the