

歐品電子(昆山)有限公司

OUPIIN ELECTRONIC(KUNSHAN) CO.,LTD.

包裝作業規範(PACKAGING SPECIFICATION)

<input checked="" type="checkbox"/> CONFIDENTIAL <input type="checkbox"/> TOP SECRET			
PAGE	1/4	REV.	F
包裝方式 PACKAGING CATEGORY		TUBE PACKING	

規範編號SPEC.NO. Q9111SPP-078

適用客戶 APPLICABLE CUSTOMER	ALL	適用產品 APPLICABLE PRODUCT	9111-41xxJ~VCxxxU/Axxx	
--------------------------------	-----	-------------------------------	------------------------	--

修訂履歷 REVISION HISTORY

REV. / ECN NO.	頁次 PAGE								
	1	2	3	4					
F	Modifg Packaging Tube Graphic (修改包裝管子图示)								

事業單位 DIVISION	產發部產品開發課	核准 APPROVED		審核 CHECKED		制表 PREPARED	YS 09/14'16
------------------	----------	----------------	--	---------------	--	----------------	-------------

歐品電子(昆山)有限公司

OUPIIN ELECTRONIC(KUNSHAN) CO.,LTD.

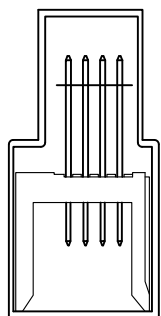
包裝作業規範(PACKAGING SPECIFICATION)

<input checked="" type="checkbox"/> CONFIDENTIAL <input type="checkbox"/> TOP SECRET	
PAGE	2/4
REV.	F

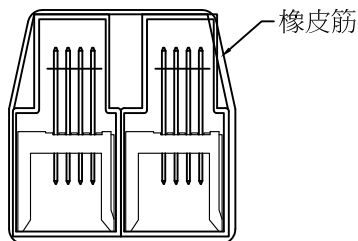
規範編號SPEC.NO. Q9111SPP-078

包裝作業圖示及說明 PACKING OPERATION DIAGRAM & INSTRUCTION


備注 REMARK



Drawing One: Product Installing Mode
(圖1)產品裝入方式



Drawing Two: Each Bundle two Tubes
(圖2) 每2管為1捆



Drawing Three:Lay three bundles in each layer.Install in three layers.Eight bundles,15 tubes in all.
(圖3)每層放3捆。分3層放入,一盒共8捆,共15管
Disposing schematic diagram of Tube in the inner box, for reference.
Tube管在內盒的擺放示意圖,供參考

一.Inner box packing mode: (內盒包裝方式)

(1).Each tube packing mode:Stuff one end of tube with stopper, stuff the other end of the tube after load into definite quality of product as shown in drawing One.And stuffing in stopper,the end of the stopper must be level with the tube mouth, can't be shown.

(每管包裝方式:用塞子塞住管子一頭,放入一定數量產品後,塞住另一頭,裝入方式如(圖一)所示.且塞子塞入後,末端要和管口平齊,不可外露.)

(2).Devide each two tubes product in one layer, laying mode:As shown in Drawing Two, the two ends are away from tube mouth 50mm, fix them with 1PCS rubber band.

(每層2管產品,放置方式:如(圖2)所示,兩頭離管口50mm處,各用1PCS橡皮筋纏2道固定.)

(3).Lay eight bundles in one case with three layers, three bundles in one layer ,15 tubes in all. As shown in drawing Three.

(一盒8捆分3層放入,每層放3捆。共15管。如(圖三)所示)

歐品電子(昆山)有限公司

OUPIIN ELECTRONIC(KUNSHAN) CO.,LTD.

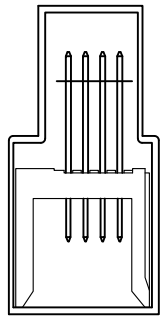
包裝作業規範(PACKAGING SPECIFICATION)

<input checked="" type="checkbox"/> CONFIDENTIAL <input type="checkbox"/> TOP SECRET	
PAGE	2/4
REV.	F

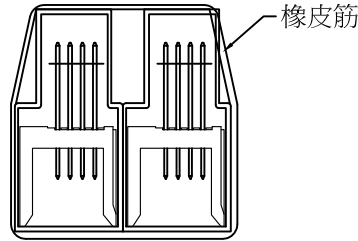
規範編號SPEC.NO. Q9111SPP-078

包裝作業圖示及說明 PACKING OPERATION DIAGRAM & INSTRUCTION

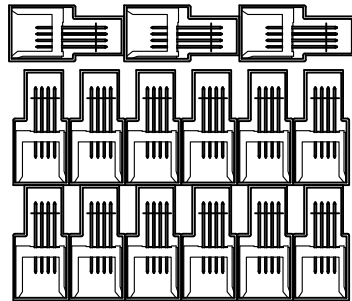
備注 REMARK



Drawing One: Product Installing Mode
(圖1)產品裝入方式



Drawing Two: Each Bundle two Tubes
(圖2) 每2管為1捆



Drawing Three:Lay three bundles in each layer.Install in three layers.Eight bundles,15 tubes in all.

(圖3)每層放3捆。分3層放入,一盒共8捆,共15管

Disposing schematic diagram of Tube in the inner box, for reference.

Tube管在內盒的擺放示意圖,供參考

一.Inner box packing mode: (內盒包裝方式)

- (1).Each tube packing mode:Stuff one end of tube with stopper, stuff the other end of the tube after load into definite quality of product as shown in drawing One.And stuffing in stopper,the end of the stopper must be level with the tube mouth, can't be shown.
(每管包裝方式:用塞子塞住管子一頭,放入一定數量產品後,塞住另一頭,裝入方式如(圖一)所示.且塞子塞入後,末端要和管口平齊,不可外露.)
- (2).Devide each two tubes product in one layer, laying mode:As shown in Drawing Two, the two ends are away from tube mouth 50mm, fix them with 1PCS rubber band.
(每層2管產品,放置方式:如(圖2)所示,兩頭離管口50mm處,各用1PCS橡皮筋纏2道固定.)
- (3).Lay eight bundles in one case with three layers, three bundles in one layer ,15 tubes in all. As shown in drawing Three.
(一盒8捆分3層放入,每層放3捆。共15管。如(圖三)所示)

歐品電子(昆山)有限公司

OUPIIN ELECTRONIC(KUNSHAN) CO.,LTD.

PACKAGING SPECIFICATION (包裝作業規範)

CONFIDENTIAL TOP SECRET

SPEC.NO.(規範編號)		Q9111SPP-078										
PACKING MATERIAL (包裝材料)		PRODUCT P/N		PACKING N.W.		PACKING QUANTITY (包裝數量)				WEIGHT (重量) kg		
MATERIAL NAME (材料名稱)	PART NO. (料號)	Q'TY	(產品料號)	(包材重量)	PCS/TUBE	TUBE/INNER BOX	PCS/INNER BOX	INNER BOX/BOX	PCS/BOX	N.W./PCS	N.W./BOX	G.W./BOX
PAPER BOXES (紙箱)	CT-0.9	1	9111-4124J~VCxxxU/(Axxx)	3.75	35	15	525	4	2100	0.00274	5.75	9.50
PACKING INNER BOX (內紙箱)	CT-0	4	9111-4148J~VCxxxU/(Axxx)	3.75	17	15	255	4	1020	0.00485	4.95	8.70
			9111-4172J~VCxxxU/(Axxx)	3.75	11	15	165	4	660	0.00619	4.09	7.84
			9111-4196J~VCxxxU/(Axxx)	3.75	8	15	120	4	480	0.01048	5.03	8.78
			9111-41120J~VCxxxU/(Axxx)	3.75	7	15	105	4	420	0.01102	4.63	8.38
TUBE (管子)	TUBE-41W (面針長度在4.30mm 以上用 TUBE-41W)	60	9111-41144J~VCxxxU/(Axxx)	3.75	5	15	75	4	300	0.01166	3.50	7.25
			9111-41168J~VCxxxU/(Axxx)	3.75	5	15	75	4	300	0.01224	3.67	7.42
			9111-41192J~VCxxxU/(Axxx)	3.75	4	15	60	4	240	0.01288	3.09	6.84
TUBE PLUG (塞子)	-----	120	9111-4124CxxxU/Axxx	3.75	35	15	525	4	2100	0.00279	5.85	9.60
			9111-4148CxxxU/Axxx	3.75	17	15	255	4	1020	0.00463	4.72	8.47
			9111-4172CxxxU/Axxx	3.75	11	15	165	4	660	0.00628	4.14	7.89
WATERPROFF BAG (防水袋)	PE100*70	1	9111-4196CxxxU/Axxx	3.75	8	15	120	4	480	0.01099	5.28	9.03
			9111-41120CxxxU/Axxx	3.75	7	15	105	4	420	0.01154	4.85	8.60
			9111-41144CxxxU/Axxx	3.75	5	15	75	4	300	0.01188	3.56	7.31
DRYING AGENT (干燥劑)	-----	3	9111-41168CxxxU/Axxx	3.75	5	15	75	4	300	0.01239	3.72	7.47
			9111-41192CxxxU/Axxx	3.75	4	15	60	4	240	0.01297	3.11	6.86
RUBBER RIBE (橡皮筋)	-----	56										

1.NOTE:

(注意)

When the finished products have been made,take the actual weight as the standard of gross weight in each box.

(成品出貨時,每箱之毛重應以實測重量為準)

When the finished products have been made,stick the proper designation list on the box according to product demand.

CT-1.6 Produce goods taiwan i. (CT-1.6出貨台灣OP)

It doesn't influence the manner of packing with the gold-plated way to print word way,Can amalgamate.(印字方式跟鍍金方式不影響包裝方式,可以共用)