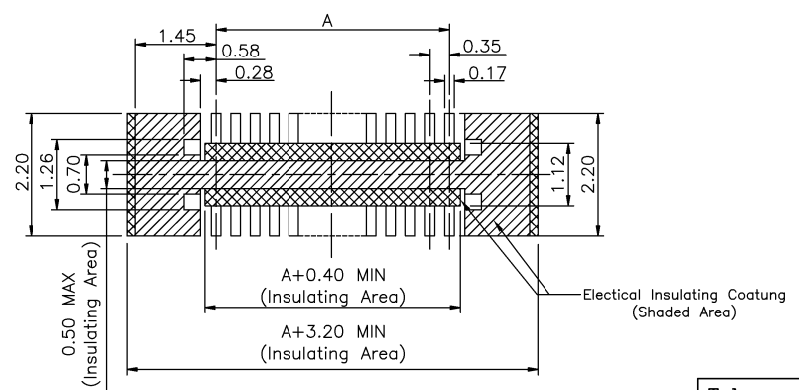
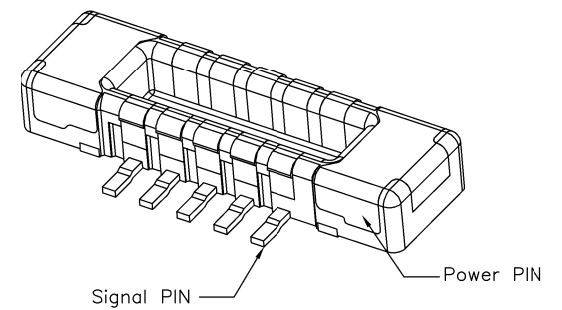
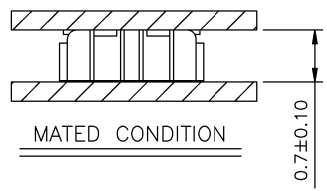
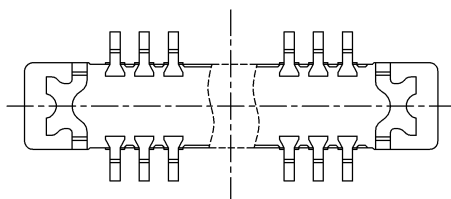
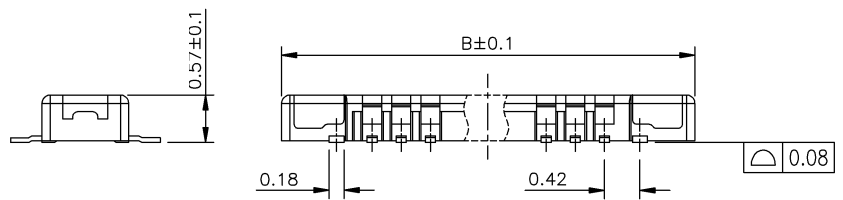
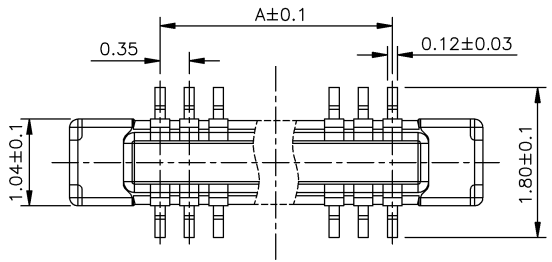


REV.	SPECIFICATION	ECN NO.	APPD.



P.C.Board Layout
Tolerance: ±0.02

2394- xx M G 00 D N T
 Series ————
 No. of Positions ————
 M: Male ————
 G: Gold Plated ————
 T: Tape & Reel Package
 N: Without Post
 D: SMD Type
 00: Gold Flash

*** Available Position			
Positions	A	B	
* 10	1.40	3.57	
24	3.85	6.02	
30	4.90	7.07	
34	5.60	7.77	
38	6.30	8.47	
40	6.65	8.82	
44	7.35	9.52	
50	8.40	10.57	
60	10.15	12.32	

Tolerances	Dwg No.	S2320201102-03	Title:	
.x = ±0.25	Projection		2394 Series	
.xx = ±0.15	Unit	mm	Scale	1:N
.xxx = ±0.10	Drawn By	Emma 11/10'20	Pitch 0.35mm Male	
			Board to Board Connector	
			Φ567	

OUPIIN			
OUPIIN ELECTRONIC(KUNSHAN) CO., LTD.			
P/N: 2394-xxMG00DNT			
SHEET	1/1	Ver.No.	X1