



PRODUCT SPECIFICATION OF OUPIIN

PRODUCT SPECIFICATION

(產品規格書)

產品名稱 Description	產品料號 Part No.	圖號 Drawing No.
Pitch 0.4mm Female / Male Board to Board Connector	2379-xxFG00DNT	S2320201124-03
	2379-xxMG00DNT	S2320201124-02

PRODUCT NAME (產品名稱)	DOCUMENT No.: (文件編號)	Rev. (版本)	OUPIIN
Pitch 0.4mm Female / Male Board to Board Connector (RoHS)	2379spec	X1(I567)	(歐品)
	Approved (核準)	Checked (審核)	Prepared (製作)
	Q.A. Section Chief	Jack.Hsing	2020.11.30



PRODUCT SPECIFICATION OF OUPIIN

1. SCOPE (範圍)

This product specification defines the product performance and the test methods to ascertain the performance of the Pitch 0.4mm Female / Male Board to Board Connector, which is designed and manufactured by Oupiin Electronic Co.,Ltd.

(本產品規格書規定了由歐品電子有限公司生產的 Pitch 0.4mm Female / Male Board to Board Connector 型連接器,產品的特性及測試方法.)

2. REFERENCE DOCUMENTS (參考文件)

MIL-STD-1344A	Test method for electrical connector (電子連接器測試方法)
MIL-STD-202F	Test method for electrical components (電子零件測試方法)
EIA 364	Test method for electrical components (電子零件測試方法)

3. FEATURE & DIMENSIONS (特徵及尺寸)

3.1. PRODUCT DIMENSION (產品尺寸)

These connectors shall have the dimensions as shown in drawing.
(本產品的相關尺寸參考圖面.)

3.2. PCB/PANEL LAYOUT (印刷電路板佈局)

The recommended PCB layout is shown in drawing.
(本產品適用的 PCB layout 參考圖面.)

3.3. BILL OF MATERIAL (材料清單)

Harmful material control follow the requirement of RoHS. The bill of material and product number is described in drawing.
(有害物質控制符合RoHS指令要求.本產品使用的材料參考附件.)

3.4. MECHANICAL & ELECTRICAL CHARACTERISTIC (機械及電氣特性)

The connector shall have the mechanical and electrical performance as described in drawing.
(本產品的機械及電氣特性見圖面)

3.5. PACKAGING (包裝)

Products shall be packaged according to requirements specified in purchase order for safe delivery, connector container and the packaging method are shown in package specification.
(產品可依客戶指定要求包裝,包裝材料與包裝方式參見產品包裝規範。)



PRODUCT SPECIFICATION OF OUPIIN

3.6 RATING CURRENT AND RATING VOLTAGE 額定電流與額定電壓

Rating current is 0.3 A, rating voltage is 60V DC/AC .

額定電流 0.3 A，額定電壓 60V DC/AC。

3.7 STORAGE AND OPERATING TEMPERATURE 儲存與使用溫度

Temperature range: -40°C~+50°C, storage ; -55°C~+85°C operating

溫度範圍：-40°C~+50°C儲存；-55°C~+85°C工作。

4. ENVIRONMENTAL (環境要求)

4.1. SOLDERABILITY (可焊性)

Connectors meet solder ability to EIA 364-52. Finish shall be free of contaminants.

(產品可焊性符合 EIA 364-52 標準規定的相關要求，表面不得有污染物。)

4.2. RESISTANCE TO SOLDER HEAT (耐焊接熱)

WAVE SOLDERING (波峰接)

Each cycle consists of three consecutive phases.

(每個焊接週期包括三個連續的階段)

1. Preheat (預熱)

The steady temperature of the preheat zone is 90~125°C.

(預熱區最終溫度控制在90~125°C。)

2. Soldering (焊接)

To avoid the secondary tin-melting, the temperature on PCB upper surface is 160°C Max. for products with lead, or 200°C Max. for lead-free products. The temperature of the PCB bottom surface shall not be exceed 100°C more than the temperature of the PCB upper surface. The peak temperature is during 220~245°C for products with lead, or 235~245°C for lead-free products. The tin dip time is duration for 3~5 seconds.

(有鉛產品板面溫度不得超過160°C，無鉛產品板面溫度不得超過200°C，以防止貼片零件二次熔錫。板面溫度與板底的溫度溫差不得超過100°C。板下溫度峰值有鉛產品維持在220~240°C，無鉛產品控制在235~260°C。浸錫時間控制在3~5秒。)

3. Cool Down (冷卻)

Cool down shall not exceed 6°C per second.

(冷卻速度不超過6°C/秒。)

Note: (說明)

Device temperature measurements are referenced from the top-center of the package outer surface.

(設備溫度量測時以從頂部中間位置測量為準。)



PRODUCT SPECIFICATION OF OUPIIN

5. PERFORMANCE AND TEST DESCRIPTION (性能及測試)

5.1. REQUIREMENT (要求)

Product is designed to meet electrical, mechanical, and environmental performance requirements specified in **Table I**.

(本產品設計符合附表一所列的機械，電氣及環境要求。)

5.2. TEST CONDITION (測試條件)

Unless otherwise specified, all tests shall be performed at ambient environmental conditions.

(除非特別注明，所有測試在室溫條件下完成)

5.3. SAMPLE SELECTION (樣品選擇)

Test samples shall be selected at random from current production. No test samples shall be reused. Samples are pre-conditioned with 10cycles of durability. Each group shall be containing 5 test samples.

(測試樣品從現生產的產品中隨機抽取，所有測試過的樣品不得重複使用。樣品已預先插拔10次，每組測試有5個樣品)



PRODUCT SPECIFICATION OF OUPIIN

Table I: Test Requirements and Procedures

(附錄一:測試要求)

Items (項目)	Requirements (要求)	Test Methods (檢測方法)
1. Confirmation of Product (產品確認)	Product shall be conforming to the requirements of applicable product drawing. (產品必須滿足相關檔的規定)	Check the dimensions and functions per applicable product drawing in your eyes. (目視，尺寸及功能依產品圖面檢查)
2. Contact Resistance (接觸阻抗)	90 mΩ Maximum.	JIS C 5402 Make the BTB plugs and receptacles on board be fully mated ,then apply 20mV, 100mA current to the mated specimens , 將焊板的BTB公母端實配後通電測試，電流及電壓規格：20mV, 100mA。測試公母端實配後接觸阻抗
3. Insulation Resistance (絕緣阻抗)	Initial: 1000 MΩ Minimum. After test: 100 MΩ Minimum. 初始值: 1000 MΩ Minimum. 測試後: 100 MΩ Minimum.	EIA 364-21 (or MIL-STD-202F, Method 301, Test Condition B) Apply a voltage of 250 VDC between adjacent terminals. of the plugs and receptacles. Electrification Time: 1 min 施加 250VDC 到公端&母端相鄰兩根端子之間，通電時間：1 分鐘
4. Dielectric Strength (耐電壓)	1).Samples no breakdown. 樣品無擊穿，燒焦等不良。 2).Leakage current: 1mA Maximum 表面漏電：1mA Maximum	EIA 364-20 (or MIL-STD-202F, Method 301, Test Condition B) Apply a voltage of 150V AC between adjacent terminals. of the plugs and receptacles. Electrification Time: 1 min. 施加 150V AC 到公端&母端相鄰兩根端子之間，通電時間：1 分鐘
5. Temperature rise (溫升測試)	△T30°C Maximum. (PER PIN)	EIA 364-20, Test Method B Connect series, Mate connector and measure the temperature rise at the rated current after 3 hours. 串聯，匹配連接器並量測在額定電流下通電3小時前後的溫度升高的差異



PRODUCT SPECIFICATION OF OUPIIN

<p>6. Vibration (震動測試)</p>	<p>1). Shall meet visual requirement, show no physical damage. 外觀沒有任何的物理損壞</p> <p>2). Contact Resistance value After test: 90mΩ Maximum. 測試後電阻值：90mΩ Maximum.</p> <p>3). No discontinuities of 1μsec or longer duration. 導通瞬斷不可超過 1.0 μ 秒</p>	<p>MIL-STD-202, Method-201 Half-sine wave, apply 0.1 A DC current。 Frequency: 10-55-10 Hz; amplitude: 1.52mm; sweep time: 1 minute The connectors condition is PCB mounting and the plugs mated with receptacles, they must be tested 2 hours in each of the 3 axis (X, Y, Z), total 6 hours. 半正弦波，通以 0.1ADC 電流。 測試頻率: 10-55-10 Hz; 振幅: 1.52mm 波形完成掃描時間: 1 分鐘; 將公母頭配合好之後在 X, Y, Z 3 個軸向各測試 2 小時，共 6 小時</p>
<p>7. Physical Shock (機械衝擊)</p>	<p>1). Shall meet visual requirement, show no physical damage. 外觀沒有任何的物理損壞</p> <p>2). Contact Resistance value After test: 90mΩ Maximum. 測試後電阻值：90mΩ Maximum.</p> <p>3). No discontinuities of 1μsec or longer duration. 導通瞬斷不可超過 1.0 μ 秒</p>	<p>EIA 364-27 Test Condition A Physical Shock EIA 364-27 Test Condition A (or MIL-STD-202F, Method 213) Half-sine wave, apply 0.1A DC current Acceleration: 50G(490m/s²); duration: 11ms. the connectors condition is PCB mounting and the plugs mated with receptacles, shocking apply to 3 times in each of the 6 direction of 3 axis. 18 total shock. 半正弦波，通以 0.1ADC 電流。 測試的重力加速度: 50G(490m/s²) 測試時間: 11ms. 將焊接 PCB 公母頭配合，在 X, Y, Z 三軸 6 個方向各衝擊 3 次，共 18 次</p>
<p>8. Durability (耐久性)</p>	<p>1). Shall meet visual requirement, show no physical damage. 外觀沒有任何的物理損壞</p> <p>2). Contact Resistance value After test: 90mΩ Maximum. 測試後電阻值：90mΩ Maximum</p>	<p>EIA 364-09 Make the specimens that are on board mated, then fix the receptacles to the machine on horizontal or perpendicular direction. Use the machine catch the plugs and separate the specimens, then make the plugs be fully mated with receptacles at a rate of 25.4 mm/min on horizontal or perpendicular direction. duration: 30 cycles 將焊板的 BTB 公端與母端組合後，將母端水平或垂直固定在測試儀器，用儀器夾住公端分離後再將公端以水準或垂直插入焊板母端到位，測試速度 25.4 mm/min，迴圈 30 次</p>



PRODUCT SPECIFICATION OF OUPIIN

<p>9. Connector Mating & Unmating Force (產品插拔力)</p>	<p>Mating force(插入力) : 100g Max 【0.981N】 /Pin X N. (N means pin numbers) 100g Max 【0.981N】 /Pin X N (N =產品 pin 數) Unmating force : 30g Min 【0.29N】 /Pin X N. (N means pin numbers) 30g Min 【0.29N】 /Pin X N. (N =產品 pin 數)</p>	<p>EIA 364-13 Make the specimens that are on board mated, then fix the receptacles to the machine on horizontal or perpendicular direction. Use the machine catch the plugs and separate the specimens, then make the plugs be fully mated with receptacles at a rate of 25.4 millimeters/minute on horizontal or perpendicular direction. 將焊板的 BTB 公端與母端組合後，將母端水平或垂直固定在測試儀器，用儀器夾住公端分離後再將公端以水準或垂直插入焊板母端到位，測試速度 25.4 mm/min</p>															
<p>10.Contact Retention Force (端子保持力)</p>	<p>0.20 N/Pin Minimum.</p>	<p>EIA 364-35 The pull speed shall 25.4 mm per minute on the terminal assembled in the housing 以 25.4 mm/min 的速度，將組裝在塑膠內的端子以垂直方向拔出</p>															
<p>11. Thermal Shock (熱沖擊)</p>	<p>1).Appearance shall not be distinct damage. 不能出現明顯的外觀損壞 2).Contact Resistance value After test: 90mΩ Maximum. 測試後電阻值：90mΩ Maximum</p>	<p>EIA 364-32, Test Condition I (or MIL-202F,Method 107G Condition A.) Specimens shall be separated and exposed 5 cycles as the following table conditions. 將測試樣本公母端分開暴露條件下，在如下表中的條件，如此測試循環 5 次</p> <table border="1" data-bbox="871 1240 1382 1406"> <tr> <td>Step.</td> <td>1</td> <td>2</td> <td>3</td> <td>4</td> </tr> <tr> <td>Temp. (°C)</td> <td>-55 +0 / -3</td> <td>25 +10 / -5</td> <td>85 +3 / -0</td> <td>25 +10 / -5</td> </tr> <tr> <td>Exposed time (min)</td> <td>30</td> <td>5</td> <td>30</td> <td>5</td> </tr> </table>	Step.	1	2	3	4	Temp. (°C)	-55 +0 / -3	25 +10 / -5	85 +3 / -0	25 +10 / -5	Exposed time (min)	30	5	30	5
Step.	1	2	3	4													
Temp. (°C)	-55 +0 / -3	25 +10 / -5	85 +3 / -0	25 +10 / -5													
Exposed time (min)	30	5	30	5													
<p>12. Humidity (耐濕性)</p>	<p>1).Appearance shall not be distinct damage. 不能出現明顯的外觀損壞 2).The Insulation Resistance value After test : 100 MΩ Min 測試後絕緣阻抗值：100 MΩ Min</p>	<p>EIA 364-31, Test Condition A Method III, (or MIL-202F, Method 103B Test Condition B.) The specimens shall be separated and left in the chamber of 40±2°C temperature and 90~95% humidity for 96hrs. After test drying in ambient condition for 1 hours 將測試樣本公母端分離放在一個恆溫恆濕的空間內暴露 96 小時，此空間溫度：40±2°C，相對濕度：90~95%。 測試完成後將樣本擦乾放置在周圍環境中 1 小時</p>															



PRODUCT SPECIFICATION OF OUPIIN

<p>13. Solder ability (焊接性)</p>	<p>The surface of the portion to be soldered shall at least 95% covered area must show no voids, pin holes 要求焊腳潤錫面積達到浸潤面積的95%以上</p>	<p>EIA 364-52 Make the specimens' tail tested by the last testing step immersion into molten solder at 260+/-5°C for 5-10 seconds. 測試樣本焊腳浸潤在溫度為 260+/-5°C 的熔融態錫裡面 5-10s，然後將樣本拿出</p>
<p>14 Resistance to high storage temperature (高溫存儲測試)</p>	<p>1).Appearance shall not be distinct damage. 不能出現明顯的外觀損壞 2).Contact Resistance value After test: 90mΩ Maximum. 測試後電阻值：90mΩ Maximum</p>	<p>Make the samples be separated and Leave them in the chamber of temperature +85°C for 96hr，then it shall be subjected to standard atmospheric condition for 1~2h 將測試樣本分離放置在一個+85°C的空間裡暴露 96小時，然後在標準環境下放置 1-2 小時</p>
<p>15. Resistance to low storage temperature (低溫存儲測試)</p>	<p>1).Appearance shall not be distinct damage. 不能出現明顯的外觀損壞 2).Contact Resistance value After test: 90mΩ Maximum. 測試後電阻值：90mΩ Maximum</p>	<p>Make the samples be separated and Leave them in the chamber of temperature -40°C for 96hr，then it shall be subjected to standard atmospheric condition for 1~2h 將測試樣本分離放置在一個-40°C的空間裡暴露 96小時，然後在標準環境下放置 1-2 小時</p>
<p>16. Salt Spray (鹽霧測試)</p>	<p>1).Appearance shall not be distinct damage. 不能出現明顯的外觀損壞 2).Contact Resistance value After test: 90mΩ Maximum. 測試後電阻值：90mΩ Maximum</p>	<p>EIA 364-16A (MIL-STD-202 METHOD 101) Temperature: 35°C±2°C 溫度：35°C±2°C Density of salt water : 5±1% 鹽水濃度：5±1% Duration: 24±4 hours. 持續時間: 24±4 hours</p>
<p>17. IR .Reflow (翹曲測試)</p>	<p>1. Shall meet visual requirement, Show no physical damage. 外觀沒有任何的物理損壞 2. Samples Without PCB after IR.Relow Coplanarity 0.10 mm Max 樣品不含 PCB,IR Relow 後共面度 0.10 mm Max</p>	<p>Soak Zone :150°C~200°C Time:100~120s Reflow Zone > 217°C Time:100~150s Peak Temperature: 260±5°C 30s Min The test to 2 cycles for each sample The IR reflow temp ref. to 5.0。 均溫區：150°C~200°C 時間：100~120s 回流區：大於 217°C 時間：100~150s 峰值溫度：260±5°C 30s Min， 此測試樣品需循環 2 次。</p>



PRODUCT SPECIFICATION OF OUPIIN

<p>18. Double sided PCB IR. Reflow testing (正反向 IR reflow 測試)</p>	<p>1. Shall meet visual requirement, Show no physical damage. 外觀没有任何的物理損壞.</p> <p>2. The product not allow dropping from PCB board by the second time of IR reflow test . 两次過爐後，產品不能從 PCB 板掉落.</p>	<p>Product soldering in PCB and Thru, IR Flow after cooling 30 minutes and opposite PCB make product down side thru.</p> <p>The IR reflow temp ref. to 5.0.</p> <p>Reflow soldering: Soak Zone :150°C~200°C Time:100~120s Reflow Zone > 217°C Time:100~150s Peak Temperature: 260±5°C 30s Min</p> <p>產品焊接 PCB 板，經過 IR Reflow 後，冷卻 30 30 分鐘，再將 PCB 反向，再過一遍 IR Reflow。 均溫區： 150°C~200°C 時間： 100~120s 回流區： 大於 217°C 時間： 100~150s 峰值溫度： 260±5°C 30s Min.</p>
---	--	---



PRODUCT SPECIFICATION OF OUPIIN

Material Housing : I567-LCP SV6808

[SGS Test Report Click here](#)

[如需 SGS 測試報告請點選此處](#)

SUMITOMO CHEMICAL


20/December/2019

Certificate of Analysis

Sumitomo Chemical Co., Ltd.

Quality Assurance Office, Energy & Functional Materials Sector

Grade	SUMIKASUPER SV6808THF B		Quantity		
Lot No.	19Z07KR1		Date		
	ITEM	UNIT	Value	Specification	
				Lower Limit	Upper Limit
1	Ash Content	%	40.9	38.0	44.0
2	Specific Gravity	-	1.73	1.70	1.76
3	Tensile Strength	MPa	116	85	180
4	Tensile Elongation	%	4.1	2.5	10.0
5	Flexural Strength	MPa	129	100	180
6	Flexural Modulus	GPa	9.7	7.5	15.0
7	Izod Impact Strength	J/m	286	150	600
8	DTUL(1.82MPa)	°C	269	240	300
9	Flow Temperature	°C	305	295	310
Note					
Judgement	PASS				


 M. Tanaka



PRODUCT SPECIFICATION OF OUPIIN

Material Housing :UL

UL Certification

iq.ul.com

Component - Plastics [\[guide info\]](#)

E249884

SUMITOMO CHEMICAL CO LTD

ELECTRONIC MATERIALS DIV, TOKYO SUMITOMO TWIN BLDG, 27-1 SHINKAWA 2-CHOME, CHUO-KU TOKYO 104-8260 JP

SV6808THF(r5)

Liquid Crystal Polymer (LCP), "SUMIKASUPER", furnished as pellets

Color	Min Thk (mm)	Flame Class	HWI	HAI	RTI Elec	RTI Imp	RTI Str
NC, BK	0.200	V-0	4	1	130	130	130
	0.38	V-0	4	1	130	130	130
	0.75	V-0	4	1	130	130	130
	3.0	V-0	4	0	130	130	130

Comparative Tracking Index (CTI): 3

Inclined Plane Tracking (IPT): -

Dielectric Strength (kV/mm): -

Volume Resistivity (10^X ohm-cm): -

High-Voltage Arc Tracking Rate (HVTR): -

High Volt, Low Current Arc Resis (D495): -

Dimensional Stability (%): -

(r5) - Virgin and regrind material up to 70% by weight have the same V-0 flammability characteristics. No other properties have been evaluated for 25% - 70% regrind.

ANSI/UL 94 small-scale test data does not pertain to building materials, furnishings and related contents. ANSI/UL 94 small-scale test data is intended solely for determining the flammability of plastic materials used in the components and parts of end-product devices and appliances, where the acceptability of the combination is determined by UL.

Report Date: 2012-12-26

Last Revised: 2014-05-12

© 2015 UL LLC



IEC and ISO Test Methods

Test Name	Test Method	Units	Thk (mm)	Value
Flammability	IEC 60695-11-10	Class (color)	0.200	V-0 (NC, BK)
			0.38	V-0 (NC, BK)
			0.75	V-0 (NC, BK)
			3.0	V-0 (NC, BK)
Glow-Wire Flammability (GWFI)	IEC 60695-2-12	C	0.200	960
			0.38	960
			0.75	960
Glow-Wire Ignition (GWIT)	IEC 60695-2-13	C	0.200	850
			0.38	850
			0.75	875
IEC Comparative Tracking Index	IEC 60112	Volts (Max)	-	-
IEC Ball Pressure	IEC 60695-10-2	C	-	-
ISO Heat Deflection (1.80 MPa)	ISO 75-2	C	-	-
ISO Tensile Strength	ISO 527-2	MPa	-	-
ISO Flexural Strength	ISO 178	MPa	-	-
ISO Tensile Impact	ISO 8256	kJ/m ²	-	-
ISO Izod Impact	ISO 180	kJ/m ²	-	-
ISO Charpy Impact	ISO 179-2	kJ/m ²	-	-




PRODUCT SPECIFICATION OF OUPIIN

Material Contact (F) : I567-C5210R

[SGS Test Report Click here](#)

如需 SGS 測試報告請點選此處

产品检查证明书 CERTIFICATE OF INSPECTION						
提交日期 DATE : 2019/10/10		尺寸 SIZE : 0.080X182.000		证书编号 CERTIFICATE No. : 20191011002		
订单No. PURCHASE ORDER No. : 20190927014				料号No. WORK No. : L705 0013		
订购方 CUSTOMER : Furukawa Electric Trading SZ Ltd				批号No. LOT No. : FH2555		
购入方 DESTINATION : 东莞古河金属有限公司				提交规格No. SPECIFICATION No. :		
品名 COMMODITY : C5210R(SF)-SH				状态 TEMPER : SH		
合同数量 CONTRACTED QUANTITY : 1.000 Kg		交货数量 TESTED QUANTITY : 1 COIL		426.0 Kg		
机械及物理性质 Mechanical & Physical Properties						
测试项目 Item	拉伸强度 (N/mm ²)	延伸率 (%)	硬度 (Hv)	弹性界限值 (N/mm ²)	结晶粒度 (um)	
规格值 Spec. Value	Min: 735 Max: 835	9.0	230 270	510	0.003	
试样 Specimen	737	22.5	236	>990	0.003	
测试项目 Item						
规格值 Spec. Value	Min: Max:					
试样 Specimen						
外观检查 Surface	GOOD	尺寸检查 Dimension	GOOD			
测试项目 Item						
规格值 Spec. Value	Min: Max:					
平均值(Ave)						
最小值(Min)						
最大值(Max)						
化学成分 Chemical Composition(%)						
元素 Element	Fe	Pb	Sn	P	Zn	Cu+Sn+P
规格值 Spec. Value	Min: Max:		7.00 9.00	0.030 0.350	0.200	99.70
分析值 Act. Value	0.100 0.003	<0.001	7.77	0.123	0.014	99.98
元素 Element						
规格值 Spec. Value	Min: Max:					
分析值 Act. Value						
(备注 NOTES)						
						
上述产品满足指定的规格, 特此证明。 未经XFMW书面同意, 不得复制本证明书。 We certify that the above mentioned goods have been standed the test in accordance with the specification. The certificate of inspection shall not be reproduced except in full without the written approval of XFMW. 古河金属(无锡)有限公司 / XFMW XIN FURUKAWA METAL (WUXI) CO., LTD. 品质保证部长 <i>Takashi Nomakura</i> Manager of Quality Assurance Section						





PRODUCT SPECIFICATION OF OUPIIN

Material Contact (M) : I567-C5191R

[SGS Test Report Click here](#)

[如需 SGS 測試報告請點選此處](#)

产品检查证明书 CERTIFICATE OF INSPECTION						
提交日期 DATE : 2019/09/16				证书编号 CERTIFICATE No. : 20190916065		
订单No. PURCHASE ORDER No. : 20190904001		尺寸 SIZE : 0.080X182.000		料号No. MGR No. : L706 0035		
订货方 CUSTOMER : Furukawa Electric Trading SZ Ltd				批号No. LOT No. : D54518		
购入方 DESTINATION : 东莞吉川金属有限公司				提交规格No. SPECIFICATION No. :		
品名 COMMODITY : C5191R(SP)-H				状态 TEMPER : H		
合同数量 CONTRACTED QUANTITY : 400 kg		交货数量 TESTED QUANTITY : 盘 1 COIL 408.0 kg				
机械及物理性质 Mechanical & Physical Properties						
测试项目 Item	拉伸强度 (N/mm ²)	延伸率 (%)	硬度 (Hv)	Ed-45 180° R= 2.0T	结晶粒度 (nm)	平均表面粗糙度 (μm)
规格值 Spec. Value	Min: 390 Max: 705	8.0	180 230		0.003	0.100
试样 Specimen	643	20.0	205	GOOD	0.003	0.099
测试项目 Item						
规格值 Spec. Value	Min: Max:					
试样 Specimen						
外观检查 Surface	GOOD	尺寸检查 Dimension	GOOD			
测试项目 Item						
规格值 Spec. Value	Min: Max:					
平均(Ave)						
最小(Min)						
最大(Max)						
化学成分 Chemical Composition (%)						
元素 Element	Fe	Pb	Sn	P	Zn	Cu+Sn+P
规格值 Spec. Value	Min: Max:		5.90 7.00	0.030 0.350	0.200	99.50
分析值 Act. Value	0.100	<0.001	5.79	0.116	0.011	99.98
元素 Element						
规格值 Spec. Value	Min: Max:					
分析值 Act. Value						
(备注 NOTES)						
						
						
<p>以上产品满足指定的规格, 特此证明。未经XFM书面同意, 不得复制本证明书 We certify that the above mentioned goods have been standed the test in accordance with the specification. The certificate of inspection shall not be reproduced except in full without the written approval of XFM. 吉川河金属(无锡)有限公司 / XFM XIN FURUKAWA METAL (WUXI) CO., LTD. 品质保证部长 <i>Takashi Tomakura</i> Manager of Quality Assurance Section</p>						




PRODUCT SPECIFICATION OF OUPIIN

Material Solder Tab : I567-C5191R

[SGS Test Report Click here](#)

[如需 SGS 測試報告請點選此處](#)

产品检查证明书 CERTIFICATE OF INSPECTION						
提交日期 DATE : 2019/09/16				证书编号 CERTIFICATE No. : 20190916065		
订单No. PURCHASE ORDER No. : 20190904001		尺寸 SIZE : 0.080X182.000		料号No. MGR No. : L706 0035		
订货方 CUSTOMER : Furukawa Electric Trading SZ Ltd				数量No. LOT No. : D54518		
购入方 DESTINATION : 东莞吉川金属有限公司				提交规格No. SPECIFICATION No. :		
品名 COMMODITY : C5191R(SP)-H				状态 TEMPER : H		
合同数量 CONTRACTED QUANTITY : 400 kg		交货数量 TESTED QUANTITY :		盘 1 COIL 408.0 kg		
机械及物理性质 Mechanical & Physical Properties						
测试项目 Item	拉伸强度 (N/mm ²)	延伸率 (%)	硬度 (Hv)	Ed-4ay 180° R= 2.0T	结晶粒度 (nm)	平均表面粗糙度 (μm)
规格值 Spec. Value	Min 390 Max 705	8.0	180 230		0.003	0.100
试料 Specimen	643	20.0	205	GOOD	0.003	0.099
测试项目 Item						
规格值 Spec. Value	Min Max					
试料 Specimen						
外观检查 Surface	GOOD	尺寸检查 Dimension	GOOD			
测试项目 Item						
规格值 Spec. Value	Min Max					
平均(Ave)						
最小(Min)						
最大(Max)						
化学成分 Chemical Composition (%)						
元素 Element	Fe	Pb	Sn	P	Zn	Cu+Sn+P
规格值 Spec. Value	Min 0.100 Max	0.020	5.90 7.00	0.030 0.350	0.200	99.50
分析值 Act. Value	0.005	<0.001	5.79	0.116	0.011	99.98
元素 Element						
规格值 Spec. Value	Min Max					
分析值 Act. Value						
(备注 NOTES)						
						
<p>以上产品满足指定的规格, 特此证明。 未经XFM书面同意, 不得复制本证明书 We certify that the above mentioned goods have been standed the test in accordance with the specification. The certificate of inspection shall not be reproduced except in full without the written approval of XFM. 吉川河金属(无锡)有限公司 / XFM XIN FURUKAWA METAL (WUXI) CO., LTD. 品质保证部长 <i>Takashi Komakura</i> Manager of Quality Assurance Section</p>						




PRODUCT SPECIFICATION OF OUPIIN

Material GND Terminal : I567-C5191R

[SGS Test Report Click here](#)

[如需 SGS 測試報告請點選此處](#)

产品检查证明书 CERTIFICATE OF INSPECTION						
提交日期 DATE : 2019/09/16				证书编号 CERTIFICATE No. : 20190916065		
订单No. PURCHASE ORDER No. : 20190904001		尺寸 SIZE : 0.080X182.000		料号No. MGR No. : L706 0035		
订货方 CUSTOMER : Furukawa Electric Trading SZ Ltd				数量No. LOT No. : D54518		
购入方 DESTINATION : 东莞吉川金属有限公司				提交规格No. SPECIFICATION No. :		
品名 COMMODITY : C5191R(SP)-H				状态 TEMPER : H		
合同数量 CONTRACTED QUANTITY : 400 kg		交货数量 TESTED QUANTITY :		盘 COIL 408.0 kg		
机械及物理性质 Mechanical & Physical Properties						
测试项目 Item	拉伸强度 (N/mm ²)	延伸率 (%)	硬度 (Hv)	Ed-4y 180° R= 2.0T	结晶粒度 (nm)	平均表面粗糙度 (μm)
规格值 Spec. Value	Min: 390 Max: 705	8.0	180 230		0.003	0.100
试料 Specimen	643	20.0	205	GOOD	0.003	0.099
测试项目 Item						
规格值 Spec. Value	Min: Max:					
试料 Specimen						
外观检查 Surface	GOOD	尺寸检查 Dimension	GOOD			
测试项目 Item						
规格值 Spec. Value	Min: Max:					
平均(Ave)						
最小(Min)						
最大(Max)						
化学成分 Chemical Composition (%)						
元素 Element	Fe	Pb	Sn	P	Zn	Cu+Sn+P
规格值 Spec. Value	Min: Max:		5.90 7.00	0.030 0.350	0.200	99.50
分析值 Act. Value	0.100	<0.001	5.79	0.116	0.011	99.98
元素 Element						
规格值 Spec. Value	Min: Max:					
分析值 Act. Value						
(备注 NOTES)						
						
<p>以上产品满足指定的规格,特此证明。未经XFM书面同意,不得复制本证明书 We certify that the above mentioned goods have been standed the test in accordance with the specification. The certificate of inspection shall not be reproduced except in full without the written approval of XFM. 吉川河金属(无铜)有限公司 / XFM# XIN FURUKAWA METAL (WUXI) CO., LTD. 品质保证部长 <i>Takashi Komakura</i> Manager of Quality Assurance Section</p>						