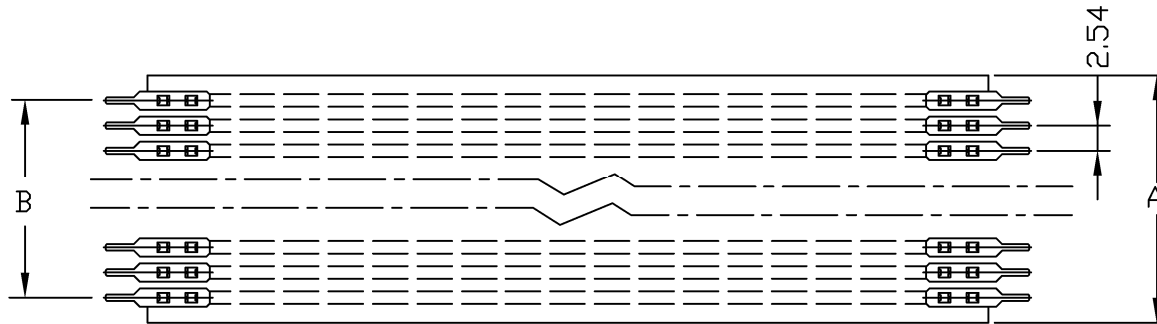




Note:
 UL Style:AWM 20706 60V -30°C ~+105°C.
 UL Style:AWM 20624 60V -30°C ~+80°C.

***RoHS Compliant**



Positions	DIM. A	DIM. B
02	7.62	2.54
03	10.16	5.08
04	12.70	7.62
05	15.24	10.16
06	17.78	12.70
07	20.32	15.24
08	22.86	17.78
09	25.40	20.32
10	27.94	22.86
11	30.48	25.40
12	33.02	27.94
13	35.56	30.48
14	38.10	33.02
15	40.64	35.56
16	43.18	38.10
17	45.72	40.64
18	48.26	43.18
19	50.80	45.72
20	53.34	48.26
21	55.88	50.80
22	58.42	53.34
23	60.96	55.88
24	63.50	58.42
25	66.04	60.96
26	68.58	63.50
27	71.12	66.04
28	73.66	68.58
29	76.20	71.12
30	78.74	73.66
31	81.28	76.20
32	83.82	78.74

FC5 4 A -x xx M -2 X xxMM
 Series 4: Pitch A: UL20706 NO. of M: Male 2: Connector Length
 2.54 B: UL20624 Pin Count Terminal on Both End

Tolerances(Cable Total Length) ± 1 (30~100mm) ± 3 (101~300mm) ± 5 (301~600mm) ± 8 (601mm~900mm)	Dwg. No.	FC54F00008		Part No.	 OUPIIN ENTERPRISE CO., LTD.				
	Projection			FC54A-xxxM-2XxxMM					
	Unit mm	Scale	1:1		Title:	Flexible Flat Cable			
	Drawn By	Jerry 07/10'20		①525	SHEET 1/1 Ver. No. A1				