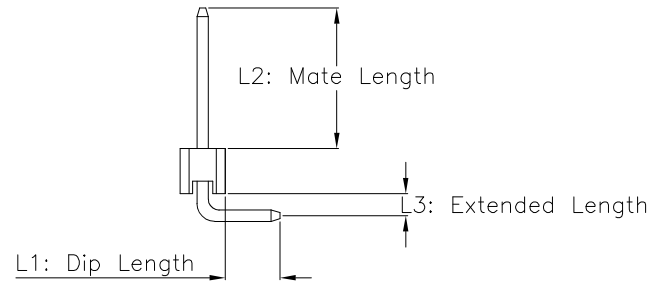
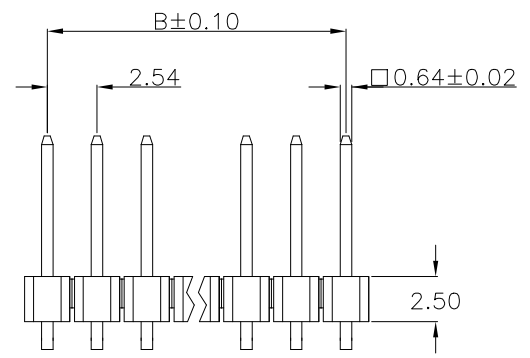
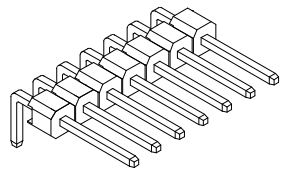
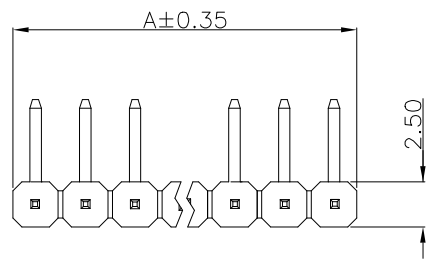
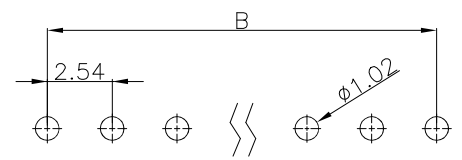


REV.	SPECIFICATION	ECN NO.	APPD.



L:Right Angle Type 2



P.C. Board Layout

2011- Series **1** Single Row **X** No. of Pin Per Row **xx** **G** G: Gold Plated **T** Tin Plated **00** 00: Gold Flash 10: 10u" 15: 15u" 30: 30u" *Blank: For Tin Plated *150: 150 **L** L: Right Angle Type 2 **B** B: Bulk Package

Standard item:
 ie: 2011-1XxxG00LB(Dip 3.0mm, Mate 6.0mm, Extended 1.4mm)
Custom item:
 ie: 2011-1XxxG00L-3-4-1.4B(2011-1XxxG00L-L1-L2-L3B)
 3.0mm Dip Length(increment of 0.10mm)
 4.0mm Mate Length(increment of 0.10mm)
 1.4mm Extended Length(increment of 0.10mm)

Dimension					
Positions	A	B	Positions	A	B
02	4.83	2.54	22	55.63	53.34
03	7.37	5.08	23	58.17	55.88
04	9.91	7.62	24	60.71	58.42
05	12.45	10.16	25	63.25	60.96
06	14.99	12.70	26	65.79	63.50
07	17.53	15.24	27	68.33	66.04
08	20.07	17.78	28	70.87	68.58
09	22.61	20.32	29	73.41	71.12
10	25.15	22.86	30	75.95	73.66
11	27.69	25.40	31	78.49	76.20
12	30.23	27.94	32	81.03	78.74
13	32.77	30.48	33	83.57	81.28
14	35.31	33.02	34	86.11	83.82
15	37.85	35.56	35	88.65	86.36
16	40.39	38.10	36	91.19	88.90
17	42.93	40.64	37	93.73	91.44
18	45.47	43.18	38	96.27	93.98
19	48.01	45.72	39	98.81	96.52
20	50.55	48.26	40	101.60	99.06
21	53.09	50.80			

Tolerances	Dwg. No.	2011D01105		Title:	2011 Series	
.x = ±0.30 .xx = ±0.20	Projection			Pin Header 2.54mm Single Row		
	Unit	mm	Scale	1:1		
	Drawn By	Martin 04/13'23		Right Angle Solder Type		
				① 535		

OUPIN ELECTRONIC(KUNSHAN) CO., LTD.
 P/N: 2011-1XxxG00LB
 SHEET 1/1 Ver.No. A3