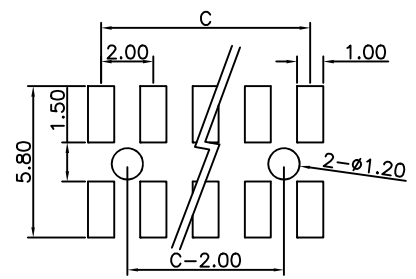
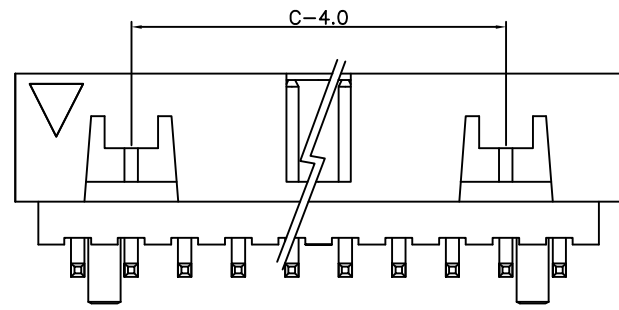
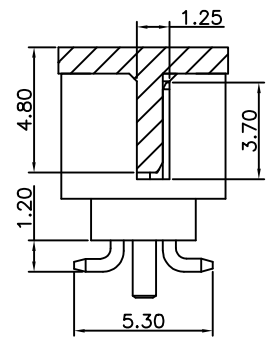
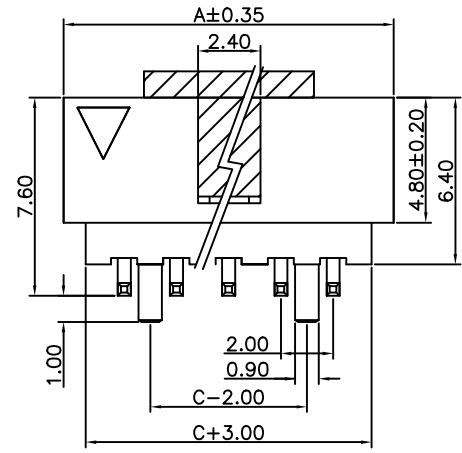
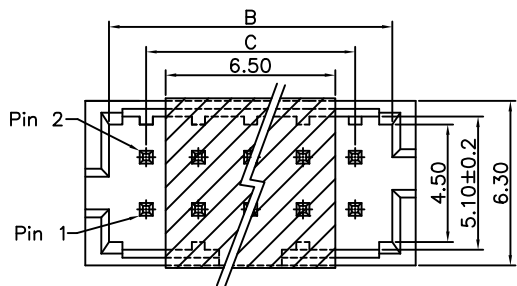


REV.	SPECIFICATION	ECN NO.	APPD.

Material:
Housing: PA6T, UL94V-0.
Contacts: Brass, Gold Plated on Contact Area and Solder Tail over 50u" Nickel.

Electrical Characteristics:
Current Rating: 1 AMP.
Dielectric Voltage: AC 500V.
Insulator Resistance: 5000MΩ min.
Contact Resistance: 20mΩ max.
Operating Temperature: -40°C~+125°C.
***RoHS Compliant**
No Side Locking Slot from 8 to 12 Position



P.C. Board Layout

3112- 2 X xx G 00 D x B U -P

Series ———
Double Row ———
No.of Pin per Row ———

04 12
05 13
06 14
07 17
08 20
09 22
10

G: Gold Plated
00: Gold Flash
10: 10u"
15: 15u"
30: 30u"

D: SMD Type

Blank: Without Pad
P: With Pad
U: Tube Package
T: Tape & Reel Package
B: Black
N: Without Post
P: With Post

Positions	A	B	C
08	10.65	8.85	6.00
10	12.65	10.85	8.00
12	14.65	12.85	10.00
14	16.65	14.85	12.00
16	18.65	16.85	14.00
18	20.65	18.85	16.00
20	22.65	20.85	18.00
24	26.65	24.85	22.00
26	28.65	26.85	24.00
28	30.65	28.85	26.00
34	36.65	34.85	32.00
40	42.65	40.85	38.00
44	46.65	42.85	42.00

Tolerances	Dwg. No.	3112D01009		Title:	
.x = ±0.50	Projection	⊕ ⊖		3112 Series Box Header 2.0mmX2.0mm SMD Type	
.xx = ±0.30	Unit	mm	Scale		1:1
	Drawn By	Martin 09/15'22			⌀535

OUPIIN
OUPIIN ELECTRONIC(KUNSHAN) CO., LTD.
P/N: 3112-2XxxG00DxBU-P

SHEET	1/1	Ver.No.	A3
--------------	-----	----------------	----